

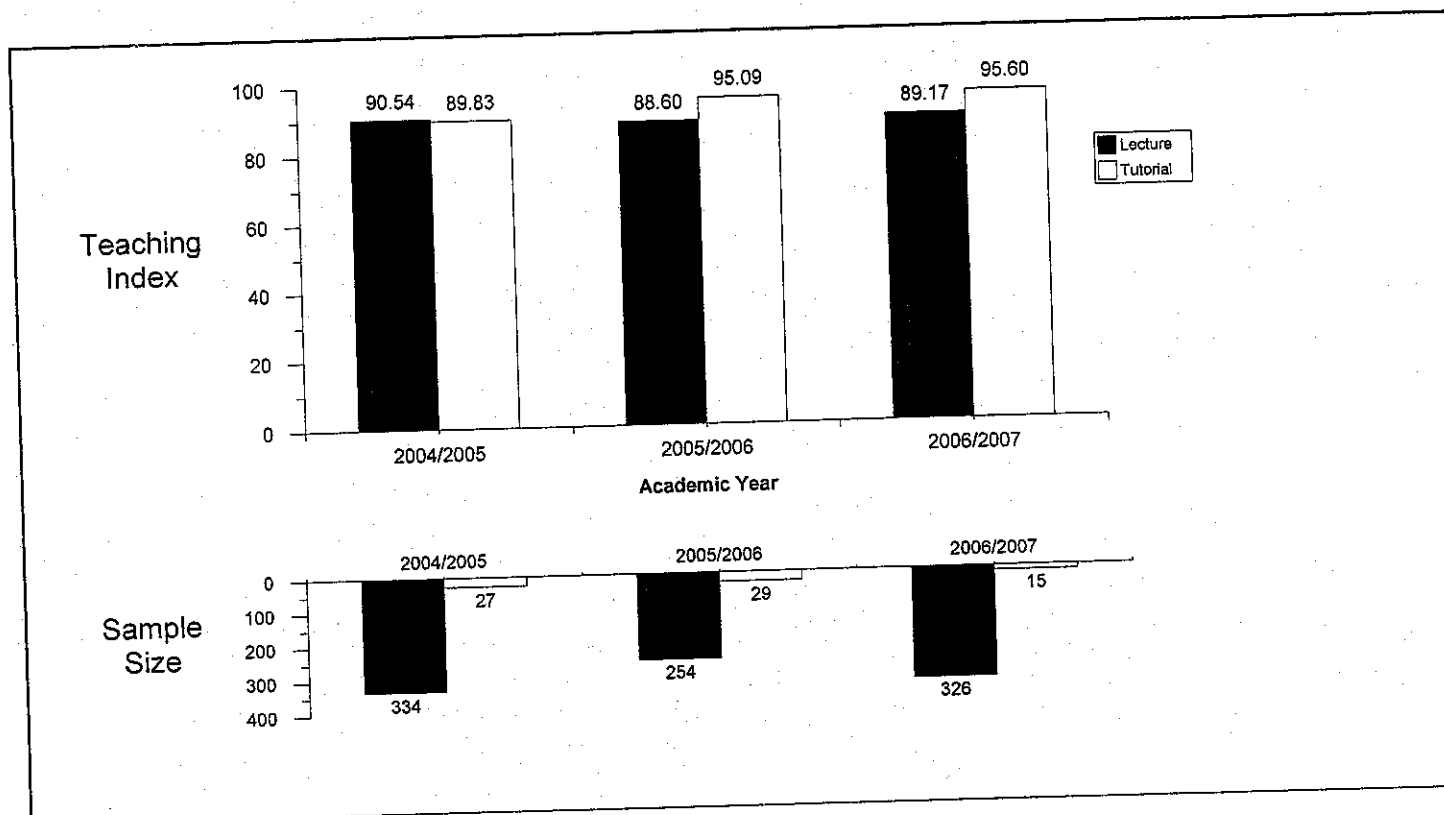
# STAFF TEACHING INDEX CHART

2006  
SCE

Printed on 28-MAR-2007

Staff ID: S6846496Z

Name: Assoc Prof Yow Kin Choong



Acad Year	2004	2004	2005	2005	2006	2006
Class Type	LEC	TUT	LEC	TUT	LEC	TUT
Mean Teaching Index Score in School	78.46	81.72	80.14	83.83	80.54	83.83
Num Staff	101	88	96	91	95	96

$$\text{Teaching Index} = \frac{\text{Sum of Mean Ratings}}{35} \times 100\%$$

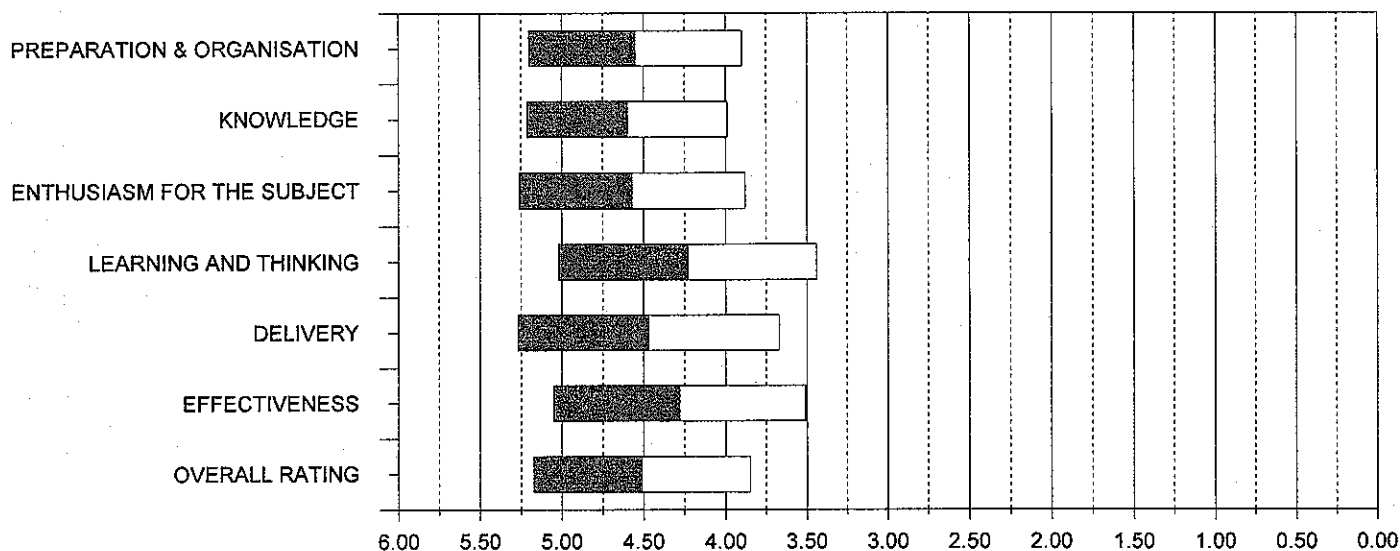
# STUDENT FEEDBACK ON TEACHING

<b>LECTURER</b>	Assoc Prof Yow Kin Choong	<b>YEAR OF STUDY</b>	1
<b>SUBJECT NAME</b>	CPE103 - MATHEMATICS I	<b>SCHOOL</b>	SCE
<b>METHOD</b>	Lecture	<b>DATE</b>	12 SEP 2006

Criterion Variables	Total Responses	Mean	SD	1 Strongly Disagree	2 Disagree	3 Neither Agree nor Disagree	4 Agree	5 Strongly Agree
PREPARATION & ORGANISATION	327 (100%)	4.55	0.65	3 (.92%)	0 (0%)	10 (3.06%)	115 (35.17%)	199 (60.86%)
KNOWLEDGE	327 (100%)	4.6	0.61	2 (.61%)	0 (0%)	9 (2.75%)	106 (32.42%)	210 (64.22%)
ENTHUSIASM FOR THE SUBJECT	326 (100%)	4.57	0.69	3 (.92%)	1 (.31%)	16 (4.91%)	94 (28.83%)	212 (65.03%)
LEARNING AND THINKING	327 (100%)	4.23	0.79	3 (.92%)	9 (2.75%)	28 (8.56%)	156 (47.71%)	131 (40.06%)
DELIVERY	327 (100%)	4.47	0.8	6 (1.83%)	3 (.92%)	18 (5.5%)	104 (31.8%)	196 (59.94%)
EFFECTIVENESS	325 (100%)	4.28	0.77	3 (.92%)	4 (1.23%)	34 (10.46%)	143 (44%)	141 (43.38%)
OVERALL RATING	326 (100%)	4.51	0.66	3 (.92%)	0 (0%)	13 (3.99%)	123 (37.73%)	187 (57.36%)

Note: Where SD = 0, the graphical representation will set SD as 0.02 for the purpose of showing the mean

GRAPHICAL REPRESENTATION OF MEAN AND STD. DEV. (ON BOTH SIDES OF THE MEAN) FOR EACH CRITERION  
RATINGS OF MAJORITY STUDENTS (68%) WITHIN PLUS/MINUS ONE STANDARD DEVIATION



**Comments by staff (if any):**

**Comments by Dean/ Head (if any):**

Student Feedback On Teaching

Name of Staff: Yow Kin Choong

Subject: Mathematics I/Foundation of Mathematics  
(CPE103/CSC103)

Class Type: Lecture/Tutorial

**Comments**

Strengths		Improvements	
1.	Occasional jokes.	1.	Should include more details!
2.	Funny. A lot of jokes.	2.	More clearly I think.
3.	Very friendly and humorous. Very good. Keep it up!	3.	Explain widely and deeper.
4.	The interesting jokes.	4.	Give more examples relating to application of formulae.
5.	Funny and friendly.	5.	More examples.
6.	I like his enthusiasm, teaching methods and his friendliness best.	6.	Pace of teaching varies. Can be more consistent.
7.	Delivery.	7.	Have easier examples to understand. More clear cut and direct in order to help students learn better.
8.	Jokes and problems.	8.	Need more complicated examples for the formula.
9.	Well done.	9.	The examples are too general. Very different from tutorial. Hard to relate them together.
10.	Enthusiasm.	10.	Smaller lecture group might be more efficient.
11.	His wonderful jokes and his teaching styles.	11.	The lecture notes can be more comprehensive. The lecture notes are quite brief without many details.
12.	Not boring. Not too serious. Clear explanation.	12.	Give more examples about a topic.
13.	This instructor is really good. He is funny and has a good way to teach.	13.	He should try to make it more interesting.
14.	He is very interesting. He is interactive with his teaching and patient with the students.	14.	Tell which part is more important.
15.	He is clear in his teaching.	15.	Pace is too fast. Will be good if there asome breaks in between

Student Feedback On Teaching

			to digest what is taught.
16.	Very funny lecture!	16.	Make the subject more interesting.
17.	I like his enthusiasm to teach the subject.	17.	If he has problem with the SMS system, do not insist on using it. Time consuming to troubleshoot the problems.
18.	Jokes.	18.	More examples and better slide presentation.
19.	Clear and concise.	19.	Go slower with the parts you think the majority will have trouble with.
20.	He is enthusiastic.	20.	I find language a problem. A little accent I guess.
21.	Funny and lightens the mood.	21.	The teaching is too fast. Slow down please!
22.	Good pace, humorous and good learning environment.	22.	More examples and practice questions so that we can understand better.
23.	Making Math interesting.	23.	More examples for slower students.
24.	His wonderful sense of humour.	24.	More tutorial hours could be allocated for this module so student can spend more time applying what they have learnt.
25.	He makes the class interesting.	25.	More questions and solutions posted to Edventure for us to do.
26.	His enthusiasm for the subject.	26.	More interesting teaching to let the students stay awake.
27.	The lecturer is clear in delivering important concepts and makes it a point to highlight important formulas we need to take note of.	27.	Use pen to solve and teach. Don't just point to the lecture notes.
28.	He is very patient to answer our questions.	28.	Slow down the pace. Too fast for poly students. Elaborate more.
29.	Explains the topics clearly.	29.	It would be better to provide live demos of examples so I can see hands-on approach to examples provided.
30.	Jovial and passionate about teaching.	30.	More interesting module. More jokes.
31.	Never make us sleepy.	31.	More examples in notes.
32.	His humour. Answers students' doubts and questions through the	32.	More advice on usage of calculators.

Student Feedback On Teaching

	SMS system.		
33.	SMS question.	33.	More examples to help understanding.
34.	By starting the class with simple jokes to wake us up.	34.	More colourful slides or add videos.
35.	An interesting lecture.	35.	Give more explanations about how to derive an equation. Overall, he is very proficient for this subject.
36.	A passionate man.	36.	Be slower.
37.	I like his jokes and his explanation of concepts.	37.	Give more examples.
38.	Jokes help keep our attention.	38.	Pace similar if possible. Too much to digest at one go.
39.	He is able to make the lecture more interesting by telling us jokes at the beginning of the lesson.	39.	Give more time to digest!
40.	He communicates very well.	40.	More visual explanations.
41.	Steady pace and explains in detail. Approachable.	41.	More examples in notes. More variety of questions in noted and tutorials.
42.	The way he presents the lecture is interesting and easy to understand. He is fully prepared and can answer most of our doubts.	42.	Give me examples of problem solving in the lecture slides.
43.	Jokes and entertainment.	43.	Answers to brain teasers.
44.	Arouse interest in subject.	44.	More examples on notes.
45.	His jokes before lectures.	45.	Give more questions for revision to the exam.
46.	His lectures are interesting. The SMS system is good. Best to have it at every other lecture.	46.	More jokes and funny stuff please.
47.	His jokes and he is innovative.	47.	Use other examples.
48.	Very well explained of all the concepts and approachable too.	48.	More examples and more recommended exercises.
49.	Humour.	49.	Have some past year's exam papers in the tutorial.
50.	Funny jokes to brighten up the lessons.	50.	He should take all the lectures for his module.
51.	Well presented and able to explain well.	51.	More examples in PowerPoint slides will be useful.
52.	Good relations with students. Good relations = better communication +higher learning.	52.	Should explain more clearly on some topic.

Student Feedback On Teaching

	Makes good use of facilities and is very IT savvy.		
53.	Keep up the good work.	53.	His tone of speaking.
54.	The pace of the lesson and delivery of lesson is of the right pace.	54.	This subject is abstract so I think it needs to be more clarified and have more ways to apply the theory.
55.	He is very intelligent and well prepared.	55.	Need more examples.
56.	His lectures are interesting. He made use of the SMS-a-qns system.	56.	Don't always put the lecture as the 1 <sup>st</sup> lecture of the day.
57.	He will tell jokes to let us relax our mind before continuing.		
58.	Interactive and jovial.		
59.	He is clear and makes the subject interesting.		
60.	Excellent.		
61.	Interesting.		
62.	He is humourous and this makes his lessons interesting.		
63.	Good start with a joke.		
64.	Too good.		
65.	He is a very interesting teacher who knows how to joke and make his lesson colourful.		
66.	Creative way of delivery.		
67.	The instructor makes excellent use of the SMS system to answer to student's queries.		
68.	He entertains all questions and explains solutions clearly.		
69.	Very lively. Make full use of available teaching materials.		
70.	The feedback through the SMS system is very good. Helps to clarify queries.		
71.	He makes learning fun.		
72.	He teaches in a very concise way. Very good.		
73.	His teaching is very clear and his determination in making the students to understand is commendable.		
74.	The voice of the instructor makes students more dynamic to study.		

Student Feedback On Teaching

	When he teaches the tutorial, he explains well.		
75.	Explain clearly.		
76.	His lesson is very interactive as questions can be asked using SMS.		
77.	He is also very patient in explaining all the questions asked.		
78.	He is good. Recommend him for other lectures.		
79.	The way he delivers his lecture makes me interested to listen.		
80.	The SMS system.		
81.	Good explanation.		
82.	The instructor is humourous. He makes the learning environment more relax.		
83.	He is very responsible. Thanks a lot. And we have learned a lot from him.		
84.	Very good sense of humour. Good interaction with students. Classes are well delivered in a good pace.		
85.	Fun.		
86.	Enthusiastic in teaching.		
87.	Interesting lecture makes the subject easier to understand.		
88.	Entertaining lectures.		
89.	Takes students questions seriously.		
90.	Lively teaching approach.		
91.	Able to put message across effectively.		
92.	Quite humourous and kind. Enthusiastic.		
93.	Very good.		
94.	Use valid examples to teach.		
95.	Very knowledgeable, well explain and very clear.		
96.	Able to answer any queries.		
97.	Open and friendly.		
98.	Fantastic. Full of sense of humour and has strong sense of entertainment value.		

Student Feedback On Teaching

99.	Delivers good lecture. Well prepared in materials.		
100.	Explains clearly.		
101.	Friendly. There is communication between students and him.		
102.	He is confident in his teaching. He answers our queries with patience.		
103.	He makes the lesson interesting and his way of teaching makes it simpler to understand.		
104.	His sense of humour.		
105.	The pace is just right. Explain things very clearly.		
106.	Detailed explanation.		
107.	His clarity and care for students for the possibility that they might not understand the questions.		
108.	Very interesting and teaches according to the requirements of the audience.		
109.	The jokes are good. Keeps people awake on a Monday.		
110.	He teaches in such a way that the class is not boring.		
111.	Teaching with humour.		
112.	Goes through examples in details. Takes time to answer questions through the SMS system.		
113.	Using SMS to ask questions to the instructor.		
114.	He is an enthusiastic teacher and makes the lecture livelier. He also takes our interest in solving our doubts.		
115.	Can understand very fast without problem.		
116.	Good sense of humour and very good explanation.		
117.	I like his clear presentation of his lecture and usage of SMS system.		
118.	He bothers to make the lecture interactive through the SMS system. Able to predict where students might have difficulties.		



Student Feedback On Teaching

119.	His ability to relate to things and his ability to speak well.		
120.	Good clarity, communication and teaching.		
121.	He is a very lively tutor.		
122.	Clear and detailed explanation.		
123.	His delivery of communication is very fluent and no problem receiving his message.		
124.	Excellent delivery. The pace is just nice. Able to absorb well.		
125.	Introduce humour to the teaching.		
126.	Jokes, illustrates examples well.		
127.	Systematic.		
128.	Good humour.		
129.	Pass knowledge well.		
130.	Explains in detail. Repeats important points.		
131.	Interactive.		
132.	He is clear in lecture. He is good.		
133.	Will take time to answer queries.		
134.	He balances the lecture with short breaks so that it does not seem long.		
135.	Funny and easy to understand.		
136.	It's not so boring.		
137.	He uses a conceptual approach.		
138.	Clear delivery of content.		
139.	Clear presentation.		
140.	Easy to understand.		
141.	Good personality. He is able to communicate effectively with the students.		
142.	Interesting style of teaching. Well used of the SMS system for students to post questions.		
143.	Jokes at times spice up the lecture.		
144.	His explanation for the lecture is clear and able to teach effectively.		
145.	He is enthusiastic and has passion for teaching.		
146.	Enthusiasm, interaction and jokes.		
147.	Communicates well.		

Student Feedback On Teaching

148.	His ability to reach out to students.		
149.	He is enthusiastic. Knows the subject.		
150.	Enthusiastic gesticulation.		
151.	Animated delivery.		
152.	Always addresses questions via the ILFS system.		
153.	The best part is that the instructor has got an enormous pool of knowledge and he knows how to deliver it effectively.		
154.	Make it interesting and make himself clear.		
155.	Way he conducts lecture it keeps us awake and attentive.		
156.	Address questions posted on system via SMS.		
157.	He could control the whole class and make us listen to him.		
158.	I like about the fact he is open to questions through the SMS system in the lecture.		
159.	He will answer our questions which are sent through SMS.		
160.	He explains in simple English so I am able to understand well.		
161.	SMS console.		
162.	Well-structured.		
163.	He is able to make simple things seem simple.		
164.	Able to gain attention from audience without boring the crowds with breaks.		
165.	He makes lectures interesting by breaking the monotony with interesting quips.		
166.	Clear explanations and answers to student's queries.		
167.	His way of explaining the lesson and telling pranks for relaxing the students.		
168.	Nice attitude.		
169.	The lecture is very interactive.		
170.	Ability to deliver lesson contents clearly.		

Student Feedback On Teaching

171.	He is highly humourous. I love him! Perfect lecturer he is.		
172.	He makes lectures a light hearted affair and has creative ways in making students understand the concepts. Approachable.		
173.	Brain teasers, jokes.		
174.	It is entertaining and interactive and making learning interesting.		
175.	Hope the other lecturer would follow him.		

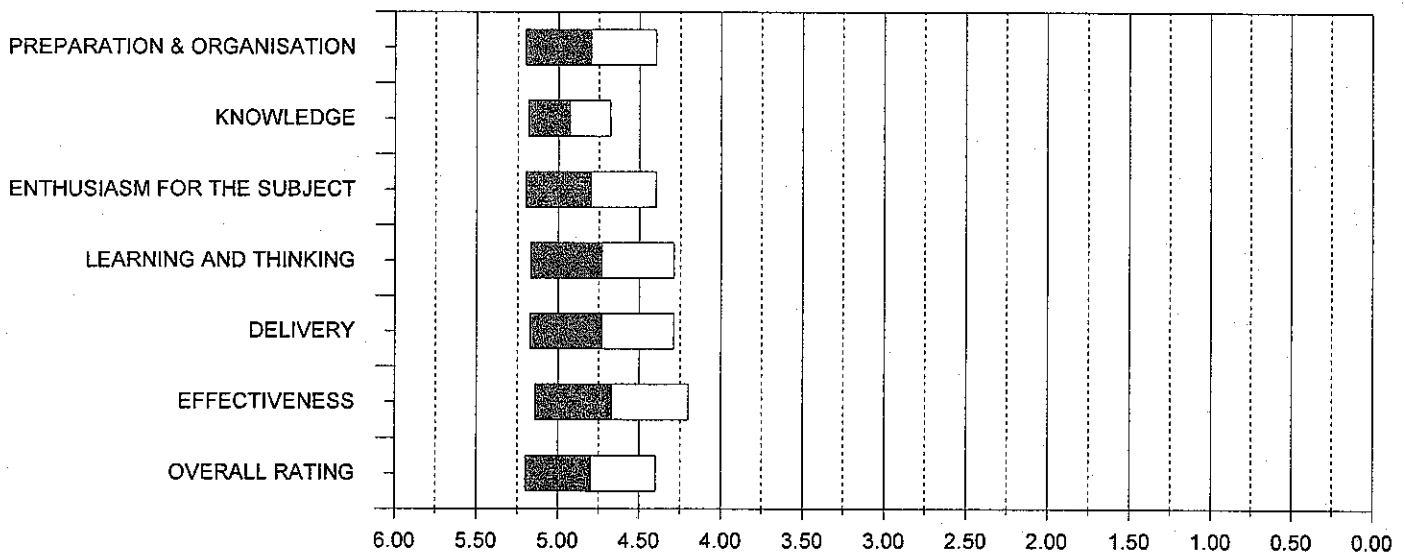
# STUDENT FEEDBACK ON TEACHING

<b>LECTURER</b>	Assoc Prof Yow Kin Choong	<b>YEAR OF STUDY</b>	1
<b>SUBJECT NAME</b>	CPE103 - MATHEMATICS I	<b>SCHOOL</b>	SCE
<b>METHOD</b>	Tutorial	<b>DATE</b>	10 OCT 2006

Criterion Variables	Total Responses	Mean	SD	1 Strongly Disagree	2 Disagree	3 Neither Agree nor Disagree	4 Agree	5 Strongly Agree
PREPARATION & ORGANISATION	15 (100%)	4.8	0.4	0 (0%)	0 (0%)	0 (0%)	3 (20%)	12 (80%)
KNOWLEDGE	15 (100%)	4.93	0.25	0 (0%)	0 (0%)	0 (0%)	1 (6.67%)	14 (93.33%)
ENTHUSIASM FOR THE SUBJECT	15 (100%)	4.8	0.4	0 (0%)	0 (0%)	0 (0%)	3 (20%)	12 (80%)
LEARNING AND THINKING	15 (100%)	4.73	0.44	0 (0%)	0 (0%)	0 (0%)	4 (26.67%)	11 (73.33%)
DELIVERY	15 (100%)	4.73	0.44	0 (0%)	0 (0%)	0 (0%)	4 (26.67%)	11 (73.33%)
EFFECTIVENESS	15 (100%)	4.67	0.47	0 (0%)	0 (0%)	0 (0%)	5 (33.33%)	10 (66.67%)
OVERALL RATING	15 (100%)	4.8	0.4	0 (0%)	0 (0%)	0 (0%)	3 (20%)	12 (80%)

Note: Where SD = 0, the graphical representation will set SD as 0.02 for the purpose of showing the mean

GRAPHICAL REPRESENTATION OF MEAN AND STD. DEV. (ON BOTH SIDES OF THE MEAN) FOR EACH CRITERION  
RATINGS OF MAJORITY STUDENTS (68%) WITHIN PLUS/MINUS ONE STANDARD DEVIATION



**Comments by staff (if any):**

**Comments by Dean/ Head (if any):**

Student Feedback On Teaching

Name of Staff : Yow Kin Choong

Subject : CPE103

Class : Tutorial

Comments

Strengths		Improvements	
1.	Humorous & easy going.	1.	No improvement needed.
2.	He tries to explain each question with different methods which I like the most. His pace is fine.	2.	
3.	Explaining very clearly and precisely on problem we have.	3.	
4.	Clear explanation.	4.	
5.	Alternative ways to explain the questions.	5.	
6.	His teaching method is clear and concise.	6.	
7.	His jokes.	7.	
8.	He always try hard to answers the problems of the students.	8.	
9.		9.	
10.		10.	
11.		11.	
12.		12.	
13.		13.	
14.		14.	
15.		15.	
16.		16.	
17.		17.	
18.		18.	
19.		19.	
20.		20.	
21.		21.	
22.		22.	