

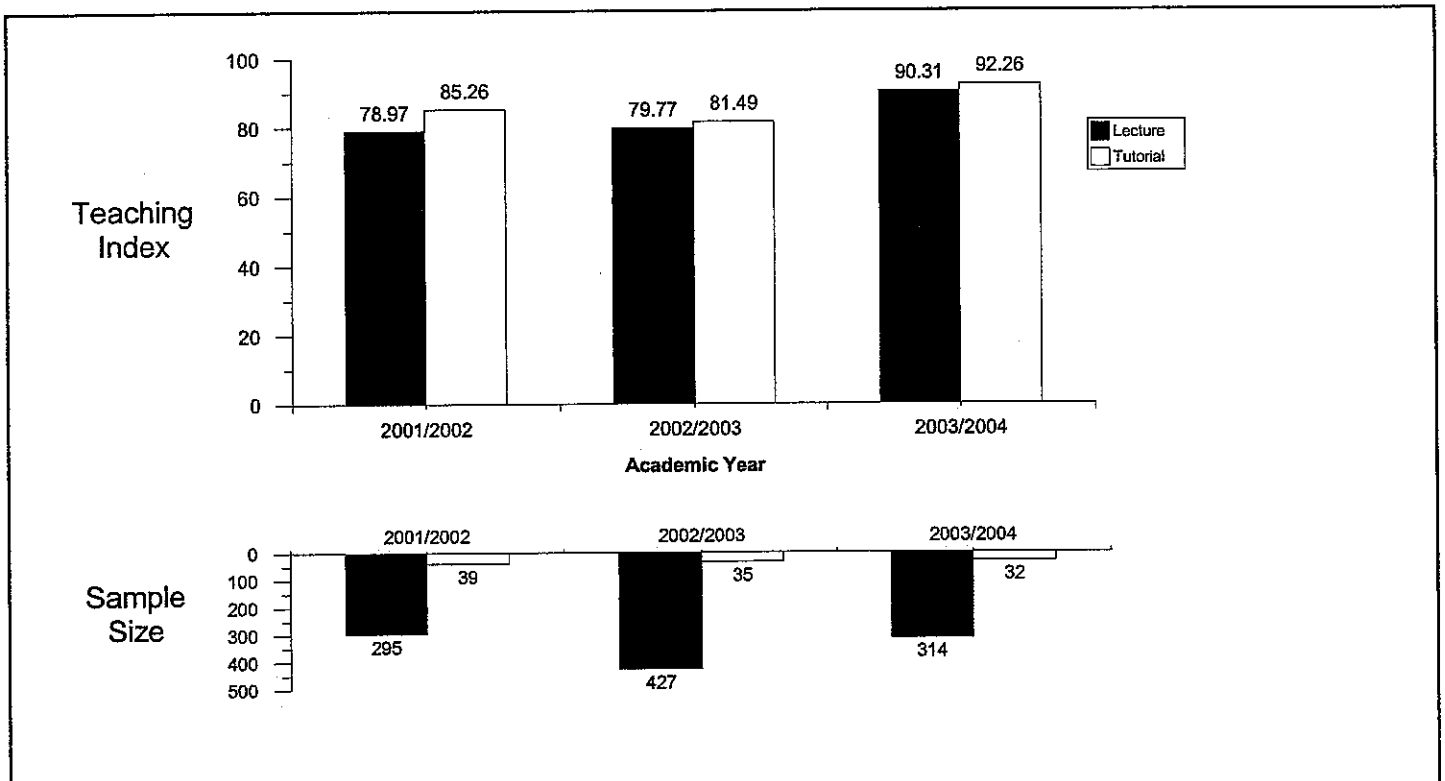
STAFF TEACHING INDEX CHART

2003
SCE

Staff ID: S6846496Z

Printed on 01-JUN-2004

Name: Asst Prof Yow Kin Choong



Acad Year	2001	2001	2002	2002	2003	2003
Class Type	LEC	TUT	LEC	TUT	LEC	TUT
Mean Teaching Index Score in School	76.77	77.57	75.04	77.94	77.27	79.84
Num Staff	64	69	70	82	95	95

$$\text{Teaching Index} = \frac{\text{Sum of Mean Ratings}}{35} \times 100\%$$

STUDENT FEEDBACK ON TEACHING

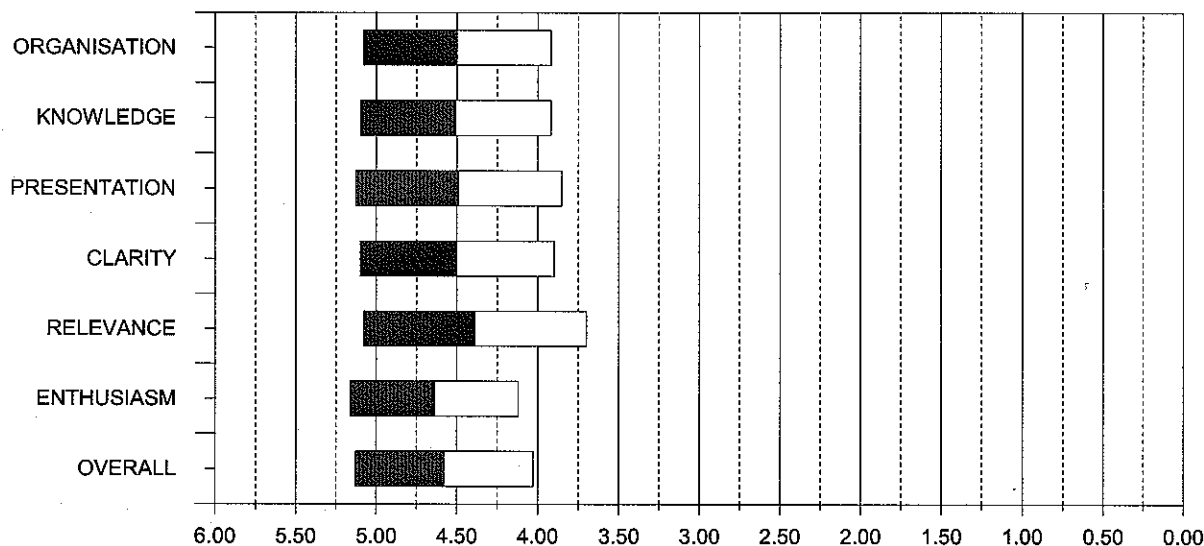
LECTURER	Asst Prof Yow Kin Choong	YEAR OF STUD	1
SUBJECT NAME	SC104 - MATHEMATICS I	SCHOOL	SCE
METHOD	Lecture	DATE	22 SEP 2003

Criterion Variables	Total Responses	Mean	SD	5	4	3	2	1
				Strongly Agree	Agree	Neither Agree nor Disagree	Disagree	
ORGANISATION	316 (100%)	4.5	0.58	172 (54.43%)	130 (41.14%)	14 (4.43%)	0 (0%)	0 (0%)
KNOWLEDGE	314 (100%)	4.51	0.59	173 (55.1%)	128 (40.76%)	12 (3.82%)	1 (.32%)	0 (0%)
PRESENTATION	311 (100%)	4.49	0.64	178 (57.23%)	108 (34.73%)	25 (8.04%)	0 (0%)	0 (0%)
CLARITY	315 (100%)	4.5	0.6	175 (55.56%)	123 (39.05%)	17 (5.4%)	0 (0%)	0 (0%)
RELEVANCE	313 (100%)	4.39	0.69	156 (49.84%)	124 (39.62%)	31 (9.9%)	2 (.64%)	0 (0%)
ENTHUSIASM	315 (100%)	4.64	0.52	208 (66.03%)	100 (31.75%)	7 (2.22%)	0 (0%)	0 (0%)
OVERALL	314 (100%)	4.58	0.55	192 (61.15%)	112 (35.67%)	10 (3.18%)	0 (0%)	0 (0%)

Note: Where SD = 0, the graphical representation will set SD as 0.02 for the purpose of showing the mean

GRAPHICAL REPRESENTATION OF MEAN AND STD. DEV. (ON BOTH SIDES OF THE MEAN) FOR EACH CRITERION

RATINGS OF MAJORITY STUDENTS (68%) WITHIN PLUS/MINUS ONE STANDARD DEVIATION



Comments by staff (if any):

Comments by Dean/ Head (if any):

Student Feedback On Teaching

Name of Staff : Asst Prof Yow Kin Choong

Subject : SC 104

Type : Lecture

Comments

Strengths	Improvements
<ul style="list-style-type: none"> Humorous and straight to the point. 	<ul style="list-style-type: none"> More examples. Don't read from the notes. Maths is about example, more layman.
<ul style="list-style-type: none"> Makes the class interesting, explain well. 	<ul style="list-style-type: none"> Teach more slowly.
<ul style="list-style-type: none"> Good clear explanation, with fitting style of presentation. 	<ul style="list-style-type: none"> Explain questions more clearly, due to some ambiguous pronunciation.
<ul style="list-style-type: none"> Lively in lecture. 	<ul style="list-style-type: none"> Sometimes the powerpoint slides are too dark. (I suggest black or colored words on a white background)
<ul style="list-style-type: none"> Entertaining with jokes. 	<ul style="list-style-type: none"> Just make sure your turn the lights dimmer before your start lecturing. Thanks.
<ul style="list-style-type: none"> Very good examples provided. 	<ul style="list-style-type: none"> More stories !
<ul style="list-style-type: none"> Precise & Clear, ez to understand. 	<ul style="list-style-type: none"> More jokes please.
<ul style="list-style-type: none"> Well-paced & organized. 	<ul style="list-style-type: none"> Pls work on the projection, can't see clearly.
<ul style="list-style-type: none"> Informative. 	<ul style="list-style-type: none"> Other lecturers can learn his method of presentation.
<ul style="list-style-type: none"> Catch our focus. 	<ul style="list-style-type: none"> Give 'Quiz' of more examples upon completion of some sections.
<ul style="list-style-type: none"> Good job. 	<ul style="list-style-type: none"> Lecture slides colour combination is not very good, not visible.
<ul style="list-style-type: none"> Good knowledge of subject taught. Good work, keep it up ! 	<ul style="list-style-type: none"> If possible, he should give more examples for the complex topics.
<ul style="list-style-type: none"> Awesome teaching! 	
<ul style="list-style-type: none"> Interesting stories. 	
<ul style="list-style-type: none"> Interest students with clever openings. 	
<ul style="list-style-type: none"> He gives a lot of examples. 	
<ul style="list-style-type: none"> Too good to be true..... 	
<ul style="list-style-type: none"> Very dynamic & interesting..... 	
<ul style="list-style-type: none"> Very dedicated (esp arranging revision classes) 	
<ul style="list-style-type: none"> Very stimulating, enthusiastic. 	
<ul style="list-style-type: none"> Points out concepts. 	
<ul style="list-style-type: none"> The lecture is not boring. 	
<ul style="list-style-type: none"> He is so nice. 	
<ul style="list-style-type: none"> He helps us absorb the topics very well. 	
<ul style="list-style-type: none"> Approachable. 	
<ul style="list-style-type: none"> Relevant. 	
<ul style="list-style-type: none"> Friendly, sociable and makes the atmosphere suitable for learning. 	
<ul style="list-style-type: none"> If we had him from the start we wouldn't be so screwed. 	
<ul style="list-style-type: none"> Good and nice jokes distress students. . 	
<ul style="list-style-type: none"> Very patient and clear in presenting the 	

Student Feedback On Teaching

concepts.	
• Excellent.	
• Concise statements, easily understand English. GREAT !	
• The lecturer is superb! A very committed and enthusiastic mentor when goes beyond his responsibilities to input his knowledge.	
• Wonderful, outstanding.	
• Very systematic in a way easier to digest.	
• Good speed and understandable language.	
• Fun to learn through him.	
• He has a good teaching skill, EXCELLENT	
• Very enjoyable...if only statistics was more interesting...	

STUDENT FEEDBACK ON TEACHING

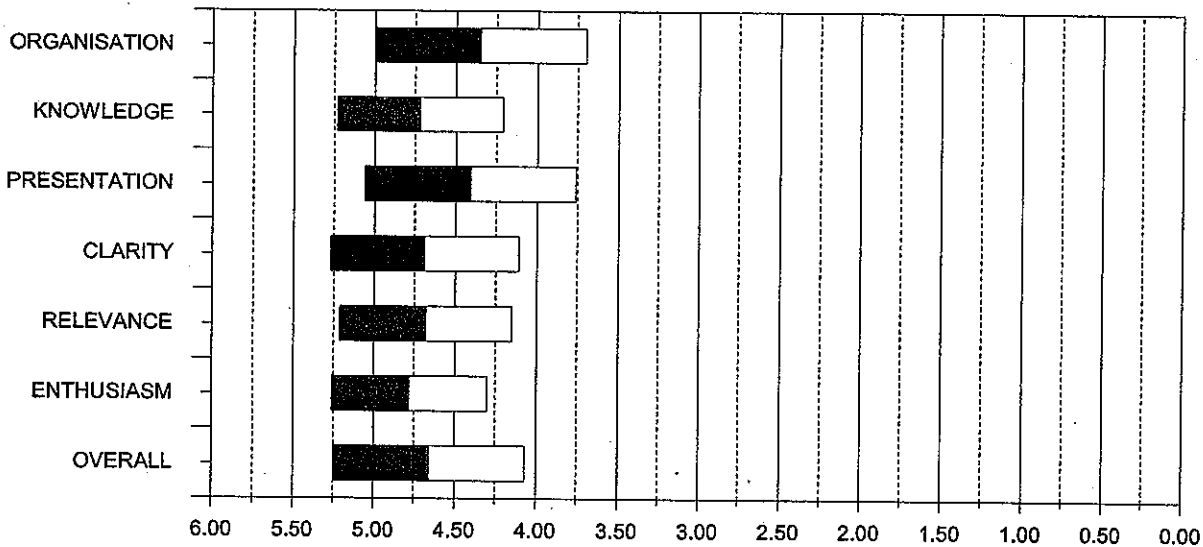
LECTURER	Asst Prof Yow Kin Choong	YEAR OF STUD	2
SUBJECT NAME	SC205 - DIGITAL COMMUNICATIONS	SCHOOL	SCE
METHOD	Tutorial	DATE	15 AUG 2003

Criterion Variables	Total Responses	Mean	SD	5	4	3	2	1
				Strongly Agree	Agree	Neither Agree nor Disagree	Disagree	
ORGANISATION	31 (100%)	4.35	0.65	14 (45.16%)	14 (45.16%)	3 (9.68%)	0 (0%)	0 (0%)
KNOWLEDGE	32 (100%)	4.72	0.51	24 (75%)	7 (21.88%)	1 (3.13%)	0 (0%)	0 (0%)
PRESENTATION	32 (100%)	4.41	0.65	16 (50%)	13 (40.63%)	3 (9.38%)	0 (0%)	0 (0%)
CLARITY	32 (100%)	4.69	0.58	24 (75%)	6 (18.75%)	2 (6.25%)	0 (0%)	0 (0%)
RELEVANCE	31 (100%)	4.68	0.53	22 (70.97%)	8 (25.81%)	1 (3.23%)	0 (0%)	0 (0%)
ENTHUSIASM	32 (100%)	4.78	0.48	26 (81.25%)	5 (15.63%)	1 (3.13%)	0 (0%)	0 (0%)
OVERALL	32 (100%)	4.66	0.59	23 (71.88%)	7 (21.88%)	2 (6.25%)	0 (0%)	0 (0%)

Note: Where SD = 0, the graphical representation will set SD as 0.02 for the purpose of showing the mean

GRAPHICAL REPRESENTATION OF MEAN AND STD. DEV. (ON BOTH SIDES OF THE MEAN) FOR EACH CRITERION

RATINGS OF MAJORITY STUDENTS (68%) WITHIN PLUS/MINUS ONE STANDARD DEVIATION



Comments by staff (if any):

Comments by Dean/ Head (if any):

Name of Staff : Asst Prof. Yow Kin Choong

Subject : SC 205 Digital Communications

Type : Tutorial

Comments

Strengths	Improvements
Clear, precise, very detailed explanation.	Please go a little bit faster.
Well organized, comprehensible.	Tutorial summary.
Very responsible. Enable better understanding through the use of relevant examples.	
Good tutor.	
Make the students understand what is happening.	