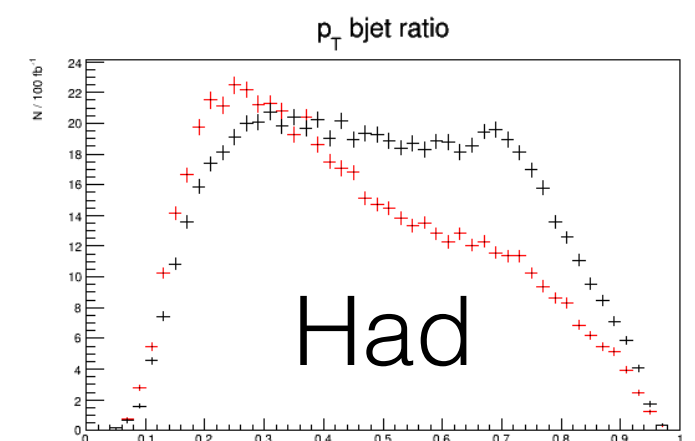
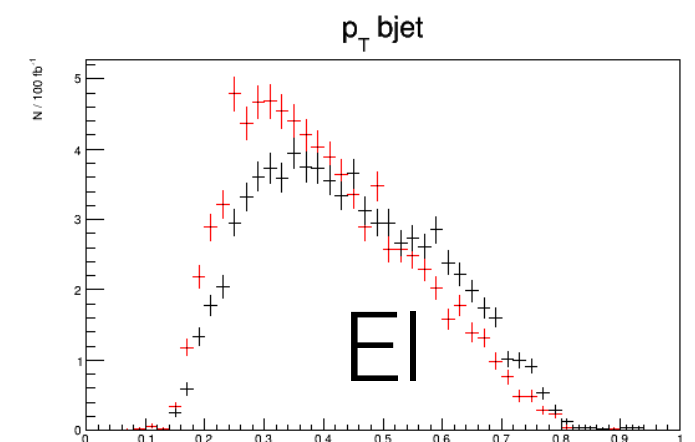
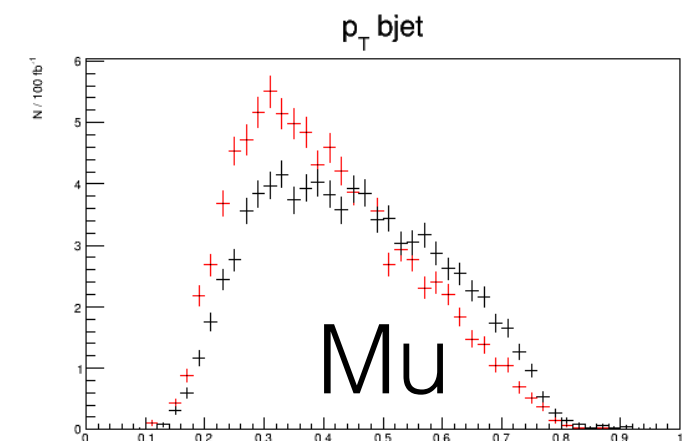


Overview

- Use 100/fb and counts from distributions on the right
- simulated experiments at various luminosities and found alpha value/ CLs for 50% power
- i.e. how well you can exclude one model at the peak of the second model



Mu

- 2 sigma: .0455
- 3 sigma: .0027

Lumi	alphaR/ BetaL	alphaL/ BetaR	average
2.51188	0.022562	0.0203616	0.0214618
6.30957	0.000325296	0.000198514	0.000261905
15.8489	1.18E-08	3.77E-09	7.80E-09
39.8106	1.65E-19	0	8.26E-20
99.9997	1.54E-46	0	7.69E-47

el

- 2 sigma: .0455
- 3 sigma: .0027

Lumi	alphaR/ BetaL	alphaL/ BetaR	average
2.51188	0.775467	0.747709	0.761588
6.30957	0.647335	0.649014	0.6481745
15.8489	4.68E-01	4.69E-01	4.68E-01
39.8106	2.5E-01	2.46E-01	2.48E-01
99.9997	6.80E-02	0.0679202	6.80E-02

Had

- 2 sigma: .0455
- 3 sigma: .0027

Lumi	alphaR/ BetaL	alphaL/ BetaR	average
2.51188	0.0504878	0.0401072	0.0452975
6.30957	0.00195816	0.00154641	0.001752285
15.8489	9.93E-07	4.35E-07	7.14E-07
39.8106	9.26E-15	1.56E-15	5.41E-15
99.9997	1.27E-34	0	6.37E-35