

Grant Facilitation Overview:

The Who, What, Why, When,
and Where

Realize. A better world
through research.

March 2023

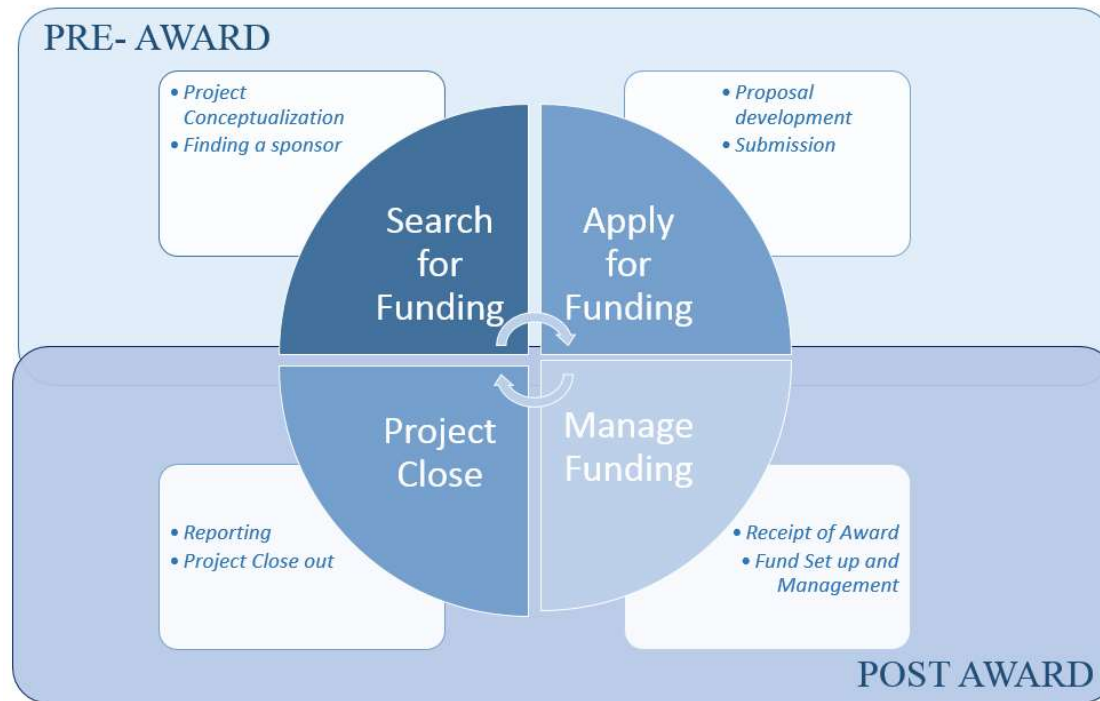
Office of Research Services

GRANT FACILITATION: WHO WE ARE

- Grant Facilitators, aka, 'The Dream Team'
 - Barb Flynn (Social Sciences and Humanities)
 - Somiraa Said (Health)
 - Liz Vanderlinde (Natural Sciences and Engineering)
 - Michelle Beitel (Institutional and Manager)

GRANT FACILITATION: WHAT WE DO

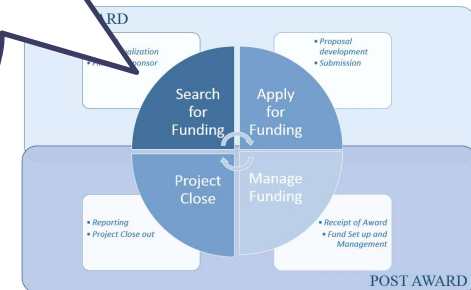
Life-cycle
of a grant



GRANT FACILITATION: WHAT WE DO

Search for Funding

- Provide advice about funding programs
- Support partnership development
- Advertise funding opportunities



GRANT FACILITATION: WHAT WE DO

Apply for Funding

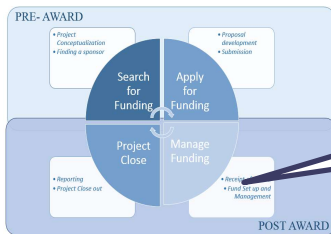
- Tri-agency Cohort program
- Budget development support
- Manage internal approvals
- Draft letters of support
- Provide feedback on funding applications



GRANT FACILITATION: WHAT WE DO

Manage Funding

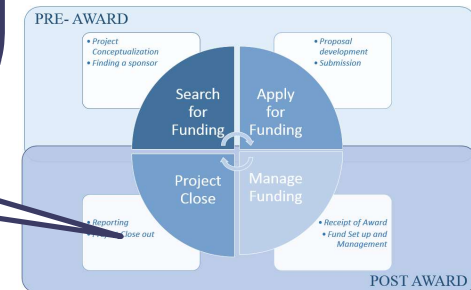
- Notify researchers, senior leadership and communications of funding program results
- Advise researchers on funding terms and conditions
- Ensure compliance requirements are met
- Request new fund setup
- Assist with fund transfers, such as sub-grants



GRANT FACILITATION: WHAT WE DO

Project close

- Request extensions, or other project amendments
- Provide support for reporting



GRANT FACILITATION: WHY WE DO IT

- Research funding resources are limited and funding programs are increasingly competitive
- The requirements of funding agencies are becoming more complicated (EDI, data management, open access, research security and cybersecurity, Research Partnerships risk assessment etc.)
- Promote the U of R signature research strengths in Climate and the Environment, Digital Futures, Living Heritage, and Health and Wellness ([2020-25 Research Action Plan](#))
- Align with the five pillars of the [2020-25 Strategic Plan](#) “*All Our Relations: kahkiyaw kiwâhkômâkaninawak*”

TOP TEN

TIPS FOR PREPARING AN EFFECTIVE GRANT APPLICATION

1. Start EARLY!
2. Be as specific as possible, have clear objectives
3. Write to the reviewers and the review criteria (know your audience and how you will be evaluated)
4. Involve your stakeholders
5. Read the instructions
6. Try to balance novelty, significance, and feasibility
7. Make sure the Method is really clear, linear, and related to your timeline
8. Appropriateness and justification for the budget
9. Take advantage of available resources (previously successful applications, peer review, current or previous committee members, Tri-Council leaders etc)
10. Don't overlook knowledge translation/mobilization, EDI, student (HQP) training, or other 'accessory' sections of the application

TOP TEN

TIPS FOR PREPARING AN EFFECTIVE GRANT APPLICATION

1. Start EARLY!
2. Be as specific as possible, have clear objectives
3. Write to the reviewers and the review criteria (know your audience and how you will be evaluated)
4. Involve your stakeholders
5. Read the instructions
6. Try to balance novelty, significance, and feasibility
7. Make sure the Method is really clear, linear, and related to your timeline
8. Appropriateness and justification for the budget
9. Take advantage of available resources (previously successful applications, peer review, current or previous committee members, Tri-Council leaders etc)
10. Don't overlook knowledge translation/mobilization, EDI, student (HQP) training, or other 'accessory' sections of the application

Connect with a Research Facilitator EARLY AND OFTEN!

GRANT FACILITATION: WHEN WE DO IT

- Aim to submit a draft application at least two weeks before the submission date, or by the internal deadline, whichever is first
- Important deadlines:
 - Cohort program – Expression of Interest deadline is April 10, 2023
 - President’s Research Seed Grant and SSHRC Explore Grant – May 15, 2023
 - NSERC – Discovery Grant – NOI, August 1, 2023 and full application, November 1, 2023
 - Health – CIHR project grant two intakes in fall (August/September) and spring (February/March)
 - SHRF establishment grant eligibility check January, application deadline March

GRANT FACILITATION: WHERE WE DO IT

- Anywhere!
 - The Office of Research Services is now located in CK227
 - Zoom
 - Email (first name.last name@uregina.ca)
 - Phone: 337-3240 (Somiraa); 337-2372 (Liz); 585-5383 (Barb); 337-2479 (Michelle)

- Questions for panelists:
 1. Ask for brief introduction
 2. What is your best advice for an effective grant?
 3. Describe the kinds of support you've received from the ORS and how they were valuable
 4. What is your most memorable reviewer comment? How do you manage rejection?
 5. What is your role in supporting researchers (ADRs)