

Replacement, Reduction & Refinement Alternatives

Implementation of the 3 R Alternatives When Using Animals in Science

Colette Wheler, DVM, Consulting Veterinarian
President's Committee on Animal Care
University of Regina



Replacement ♦ Reduction ♦ Refinement
Good Animal Practice in Science



UNIVERSITY OF
SASKATCHEWAN

Outline

- **Historical Concerns About Animal Use**
1700s and 1800s
- **1940s - Modern Era of Expanded Animal Use**
- **1960s – Development of Laboratory Animal Care Guidelines**
- **Emergence of Animal Rights/Liberation**
- **The 3 R's of Russell and Burch**
- **CCAC 3 R's Microsite**

Outline

- **Historical Concerns About Animal Use
1700s and 1800s**
- **1940s - Modern Era of Expanded Animal Use**
- **1960s – Development of Laboratory Animal Care Guidelines**
- **Emergence of Animal Rights/Liberation**
- **The 3 R's of Russell and Burch**
- **CCAC 3 R's Microsite**

Concerns About Animal Use 1700s and 1800s

Marshall Hall

- He had been the focus of anti-vivisection concerns over his use of animals in physiological studies
- He felt that unless physiologists set some rules about their animal use, they would not be able to escape the charge that they were being cruel to the animals



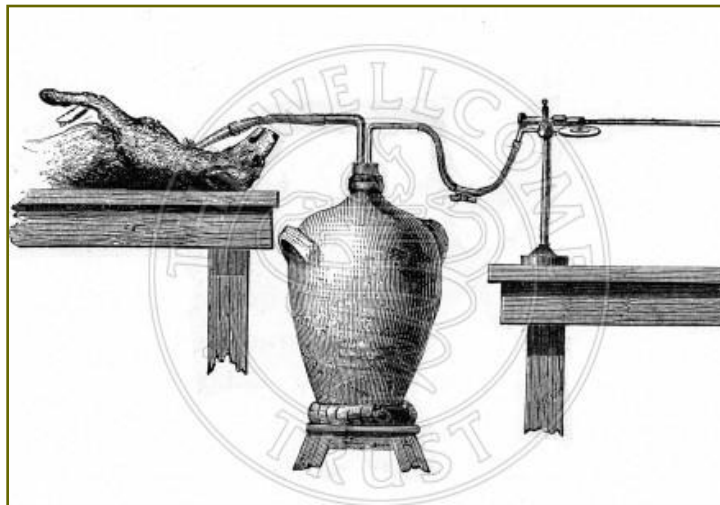
**Marshall Hall, University of
Edinburgh, Physiologist
1790-1857**



Concerns About Animal Use 1700s and 1800s

“Unhappily for the physiologist, the subjects of ... his science are sentient beings; and every new experiment, every new or unusual situation of such a being, is necessarily attended by pain or suffering of a bodily or mental kind.”

“Investigations in this science should therefore, being exposed to peculiar difficulties, be regulated by peculiar laws.”



Concerns About Animal Use 1700s and 1800s

1837 Hall's Five Principles of physiological experimentation

1) An experiment should never be resorted to if the necessary information could be gained by observation



Concerns About Animal Use 1700s and 1800s

1837 Hall's Five Principles of physiological experimentation

- 1) An experiment should never be resorted to if the necessary information could be gained by observation
- 2) Without a clearly defined and attainable objective, no experiment should be performed



Concerns About Animal Use 1700s and 1800s

1837 Hall's Five Principles of physiological experimentation

- 1) An experiment should never be resorted to if the necessary information could be gained by observation
- 2) Without a clearly defined and attainable objective, no experiment should be performed
- 3) Unwarranted repetition of an experiment should be avoided, especially if it has already been performed by physiologists of reputation



Concerns About Animal Use 1700s and 1800s

1837 Hall's Five Principles of physiological experimentation

- 1) An experiment should never be resorted to if the necessary information could be gained by observation
- 2) Without a clearly defined and attainable objective, no experiment should be performed
- 3) Unwarranted repetition of an experiment should be avoided, especially if it has already been performed by physiologists of reputation
- 4) Any justifiable experiment should be carried out with the least possible infliction of suffering (and he recommended using lower, less sentient animals)



Concerns About Animal Use 1700s and 1800s

1837 Hall's Five Principles of physiological experimentation

- 1) An experiment should never be resorted to if the necessary information could be gained by observation
- 2) Without a clearly defined and attainable objective, no experiment should be performed
- 3) Unwarranted repetition of an experiment should be avoided, especially if it has already been performed by physiologists of reputation
- 4) Any justifiable experiment should be carried out with the least possible infliction of suffering (and he recommended using lower, less sentient animals)
- 5) Every physiological experiment should be performed under such circumstances as will secure a due observation and attestation of its results...



Concerns About Animal Use 1700s and 1800s

Public Vivisection Demonstration Spurs First National Anti-Cruelty Law, in Britain

1874 - British Medical Association Congress

- physiologist Eugene Magnan conducted a public demonstration of the effects of injecting alcohol and absinthe into two dogs to produce epilepsy



Concerns About Animal Use 1700s and 1800s

Public Vivisection Demonstration Spurs First National Anti-Cruelty Law, in Britain

1874 - British Medical Association Congress

- physiologist Eugene Magnan conducted a public demonstration of the effects of injecting alcohol and absinthe into two dogs to produce epilepsy
- strong public protests; an observer (a surgeon) apparently cut the ties holding one of the dogs down and released it



Concerns About Animal Use 1700s and 1800s

Public Vivisection Demonstration Spurs First National Anti-Cruelty Law, in Britain

1874 - British Medical Association Congress

- prosecution under Martin's Act (anti-cruelty bill protecting cattle, horses and sheep) by the RSPCA failed



Concerns About Animal Use 1700s and 1800s

Public Vivisection Demonstration Spurs First National Anti-Cruelty Law, in Britain

1874 - British Medical Association Congress

- prosecution under Martin's Act (anti-cruelty bill protecting cattle, horses and sheep) by the RSPCA failed
- publicity spurred the creation of the Victoria Street Society for the Protection of Animals from Vivisection (off-shoot from the RSPCA)



Concerns About Animal Use 1700s and 1800s

A detailed engraving of a dog, likely a spaniel, lying on its back. The dog's head is held open, and its mouth is held shut by a large, curved metal instrument. The dog's body is positioned over a large, circular, ornate metal tray or basin. The entire scene is set against a background of faint, circular patterns and lines, suggesting a scientific or medical setting. The illustration is labeled 'Fig. 1' at the top and 'Fig. 2' at the bottom.


1876 - Royal Commission on the Practice of Subjecting Live Animals to Experiments for Scientific Purposes heard evidence

1876 - London, England : Cruelty to Animals Act of 1876 proclaimed

Concerns About Animal Use 1700s and 1800s

Dr Roux said of Pasteur (1880s):

“...Pasteur, who had been obliged to sacrifice so many animals in the course of his beneficent studies, felt a veritable repugnance toward vivisection.




Concerns About Animal Use 1700s and 1800s



He was present without too much squeamishness at simple operations, such as subcutaneous inoculation, and yet, if the animal cried a little, Pasteur immediately felt pity and lavished on the victim consolation and encouragement ...”



Concerns About Animal Use 1700s and 1800s




Claude Bernard, late 1800s
- founded scientific physiology
- father of modern experimental medicine

“The physiologist is not an ordinary man. He’s an intellectual. He is a man who is possessed and absorbed by the scientific idea he pursues.



Concerns About Animal Use 1700s and 1800s




Claude Bernard, late 1800s
- founded scientific physiology
- father of modern experimental medicine

“He doesn’t hear the cry of the animals or see the blood that is shed. He only sees his ideas, he sees nothing but the organism that hides the mysteries that he wants to uncover...”



Concerns About Animal Use 1700s and 1800s



Claude Bernard, late 1800s
- founded scientific physiology
- father of modern experimental medicine

“...He searches with exhilaration through pieces of pale, rotten flesh, something that for others would be the object of disgust and horror.”



Outline

- **Historical Concerns About Animal Use**
1700s and 1800s
- **1940s - Modern Era of Expanded Animal Use**
- **1960s – Development of Laboratory Animal Care Guidelines**
- **Emergence of Animal Rights/Liberation**
- **The 3 R's of Russell and Burch**
- **CCAC 3 R's Microsite**

1940 - Start of Modern Era of Expanded Animal Use

The advertisement is divided into several sections. At the top, it reads "The New and Improved Eye Makeup for the Modern Girl". Below this is the brand name "LASH LURE" in a stylized font, with a small illustration of a woman's face. To the right of the brand name, it says "Total blindness was its actual effect in at least one instance." with an arrow pointing down. On the left, it says "This is the manufacturer's version of the effect of this aniline eyelash dye." with an arrow pointing to the brand name. Below the brand name is a small logo that says "Radiant Personality". At the bottom, there are two photographs of a woman's face. The left one is labeled "Before" and the right one is labeled "After". Between the two photos is a small image of the Lash Lure product box. The "After" photo shows the woman with her eyes closed and hands near her face, suggesting she is applying the product.

In 1933 at least 17 women in the USA were blinded and one eventually died of complications resulting from the use of a new mascara called *Lash Lure*

At that time there were no laws or regulations governing the safety of consumer products



1940 - Start of Modern Era of Expanded Animal Use

The advertisement is divided into several sections. At the top left, text reads: "This is the manufacturer's version of the effect of this aniline eyelash dye." An arrow points from this text to a central illustration of a woman's face with long, dark eyelashes. Above this illustration, it says "The New and Improved Eye Lash Dye" and "LASH LURE". Below the illustration, it says "Regulates Personality". To the right of the illustration, text reads: "Total blindness was its actual effect in at least one instance." An arrow points from this text down to a photograph of a woman's face. On the left side of this photograph, the word "Before" is written above a left-pointing arrow. In the center of the photograph, there is a small image of the Lash Lure product box. Below the photograph, the word "After" is written above a right-pointing arrow. The photograph shows the woman with her eyes closed and her hands near her face, appearing to be in pain or discomfort.

In 1933 at least 17 women in the USA were blinded and one eventually died of complications resulting from the use of a new mascara called *Lash Lure*

At that time there were no laws or regulations governing the safety of consumer products



1940 - Start of Modern Era of Expanded Animal Use



The Lash Lure incident is credited with spurring development of the regulatory requirement that products destined for human use be proven safe

US Congress passed the Federal Food, Drug and Cosmetic Act of 1938, requiring food, drugs and cosmetics be safe for human use before they could be sold



1940 - Start of Modern Era of Expanded Animal Use

PENICILLIN - THE FIRST MIRACLE DRUG

1929 - Alexander Fleming discovers "penicillin" from mold growing on bacterial culture plate

1935 - Howard Florey & Ernest Chain purify the compound



1940 - Start of Modern Era of Expanded Animal Use

PENICILLIN - THE FIRST MIRACLE DRUG

- 1938-39 (onset of World War II)
 - mice with bacterial infections "cured"
 - human trials with amazing results

1943- mass production in USA

1945 - Nobel Prize in Medicine award

1950s - companies devoted to finding better treatments for diseases

Thanks to **PENICILLIN**
...He Will Come Home!

FROM ORDINARY MOLD—
the Greatest Healing Agent of this War!

When the tremendous battle of this war has reached its fiercest phase in a bloody field, the greatest news-story of World War II may well be the discovery and development — and of some various secret weapons that destroy — but of a weapon that saves lives. That weapon, of course, is penicillin.

Every day, penicillin is performing some unbelievable act of healing on men far from home. Thousands of men will never know who otherwise would have had a chance, because will, more and more of this precious drug is now available for civilian use... to save the lives of patients of every age.

A year ago, production of penicillin was difficult, costly. Today, when so specialized methods of mass-production, in use by **Griffin Laboratories, Inc.** and the 70 other firms equipped by the government to make penicillin, it is available in ever increasing quantities, at progressively lower cost.

Illustration by **THE GOSSEN HEURY** studio. **DAVID HASTIE** Studio Toronto.
C.B.S. See your paper for size and color.

Griffin Laboratories
Producers of **PENICILLIN**

****start of the biopharmaceutical industry****

1940 - Start of Modern Era of Expanded Animal Use

Range of Animal Use in Research, Education, Testing Today

Biomedical Research and Education

Medical and Veterinary Research

Basic

Applied

Nonmedical Research and Education

Biological

Psychological

Agricultural

Drug Testing (Safety / Efficacy)

Regulatory Toxicology / Safety

Biologicals Production

Vaccines

Tissue Culture

Government Non-Medical



Outline

- **Historical Concerns About Animal Use**
1700s and 1800s
- **1940s - Modern Era of Expanded Animal Use**
- **1960s – Development of Laboratory Animal Care Guidelines**
- **Emergence of Animal Rights/Liberation**
- **The 3 R's of Russell and Burch**
- **CCAC 3 R's Microsite**

England

1959 - England

The Principles of Humane Experimental

Technique, WMS Russell and RL Burch,
London, Methuen, 238pp (subsequently reprinted
by UFAW); electronic copy also available:
http://altweb.jhsph.edu/publications/humane_exp/het-toc.htm



Development of Standards for Experimental Animal Care and Use in Canada

- ❑ research/teaching in biomedical sciences increased greatly in the 1950s and 1960s
- ❑ public concern over the use of animals in research also increased, as did the sensitivity of the scientific community to this issue



Development of Standards for Experimental Animal Care and Use in Canada

- **1961:** Canadian Federation of Biological Societies drafted "*Guiding Principles on the Care of Experimental Animals*", a one page document
- **1964/66:** Medical Research Council (MRC) and National Research Council (NRC) reviewed the need for a national program of standards for experimental animals in Canada



Development of Standards for Experimental Animal Care and Use in Canada

- **1968:** Canadian Council on Animal Care (CCAC) created, based on recommendations from the MRC/NRC review
- **1968:** First "*Guide to the Care and use of Experimental Animals*" in Canada published by Canadian Council on Animal Care (CCAC)



USA: Animal Welfare Act passed by US Congress 1966

Dogs, cats, and other animals intended for research or experimental use.

Be it enacted by the Senate and House of Representatives of the United States of America in Congress assembled. That, in order to protect the owners of dogs and cats from theft of such pets, to prevent the sale or use of dogs and cats which have been stolen, and to insure that certain animals intended for use in research facilities are provided humane care and treatment,



Animal Welfare Act

passed by US Congress 1966

it is essential to regulate the transportation, purchase, sale, housing, care, handling, and treatment of such animals by persons or organizations engaged in using them for research or experimental purposes or in transporting, buying, or selling them for such use.



Outline


- **Historical Concerns About Animal Use**
1700s and 1800s
- **1940s - Modern Era of Expanded Animal Use**
- **1960s – Development of Laboratory Animal Care Guidelines**
- **Emergence of Animal Rights/Liberation**
- **The 3 R's of Russell and Burch**
- **CCAC 3 R's Microsite**

1975 - Emergence of Animal Rights/Liberation

1975

Publication of **Animal Liberation - A New Ethics for Our Treatment of Animals**, by Australian philosopher Peter Singer

- often credited with providing basis for today's animal rights movement
- many other philosophical positions and publications since 1975




DEALING WITH ARAFAT
A Homeland for the Palestinians?

Newsweek


December 26, 1988, \$2.25

The Battle Over Animal Rights

A Question of Suffering and Science



DOES YOUR MOTHER HAVE A FUR COAT?



HIS MOTHER LOST HERS




JESUS WAS A VEGETARIAN

Show respect for God's creatures – follow Him.
www.jesusveg.com

PEOPLE FOR THE ETHICAL TREATMENT OF ANIMALS **PETA**

PATTISON

« ["Greening" the Dining Halls at ECC!](#) [Creating PETA Ads in Production Class at Parsons!](#) »

Hosting an Animal Rights Event at the University of Saskatchewan!

Written by Amanda Griffiths, a student at the University of Saskatchewan in Saskatoon.

The Carnival of Solidarity was meant to raise awareness about groups at the University working against oppression. There were many booths set up about **human rights issues**, **the environment**, and other great causes, as well as some rockin' local bands and beer!



Currently, there is no animal rights **student group** at the U of S (yet), but I really thought it was an important issue to cover, group or no group. Our campus is quite well known for its large Agriculture sector. I took an Animal Science class the previous term, not knowing what I was getting myself into, and was shocked at how one sided the attitudes were in the college regarding animal rights. We were taught how to feed a veal calf an iron deficient diet, and taught that debeaking and other **inhumane practices** were needed for the animal's own well being. I think that class inspired me more than anything to get the word out to our campus that animals are not just a means for economic gain. They are not meant to be exploited and used. So when I heard about the Carnival of Solidarity, I decided to **set up a booth** to raise awareness about the oppression of animals.

in this section

- ★ [College Home Page](#)
- ★ [Student Spotlight](#)
- ★ [Campus Archives](#)
- ★ [Submit Submission Ideas](#)
- ★ [PETA](#)
- ★ [Hot Off the Student Press](#)
- ★ [Build Your Résumé](#)
- ★ [Activism Ideas](#)
- ★ [Campaigns](#)
- ★ [Start a Group](#)
- ★ [Campus Living](#)
- ★ [Star College Activists](#)
- ★ [Contact Ryan, peta2's College Activist Liaison](#)

campaigns



Thanks to animal research,
they'll be able to
protest 20.8 years longer.



According to the U.S. Department of Health and Human Services, animal research has helped extend our life expectancy by 20.8 years. Of course, how you choose to spend those extra years is up to you.

Foundation for Biomedical Research

To donate to your support, visit the Foundation for Biomedical Research, 618 Connecticut Ave., NW, Suite 301, Washington, DC 20006. Or call (202) 457-0056.

Outline

- **Historical Concerns About Animal Use**
1700s and 1800s
- **1940s - Modern Era of Expanded Animal Use**
- **1960s – Development of Laboratory Animal Care Guidelines**
- **Emergence of Animal Rights/Liberation**
- **The 3 R's of Russell and Burch and Smyth's "Alternatives"**
- **CCAC 3 R's Microsite**

What are the Three Rs?

1959 - England

The Principles of Humane Experimental

Technique, WMS Russell and RL Burch,
London, Methuen, 238pp (subsequently reprinted
by UFAW); electronic copy also available:
http://altweb.jhsph.edu/pubs/books/humane_exp/het-toc





the global clearinghouse for information on alternatives to animal testing

SEARCH ALTWEB

- HOME
- ABOUT US
- RESOURCES
- ALTEX
- FEATURED ITEMS
- PUBLICATIONS
- NEWSLETTER
- ESPAÑOL
- CAAT HOME

THE PRINCIPLES OF HUMANE EXPERIMENTAL TECHNIQUE

W.M.S. Russell and R.L. Burch

CHAPTER 4

THE SOURCES, INCIDENCE, AND REMOVAL OF INHUMANITY

The three chief principles stated...

The Removal of Inhumanity: The Three R's

We turn now to consideration of the ways in which inhumanity can be and is being diminished or removed. These ways can be discussed under the three broad headings of Replacement, Reduction, and Refinement (Russell, 1957a; cf. also Hume, 1957; Medawar, 1957). An earlier attempt to classify the subject (Russell, 1955) dispensed, like the Mock Turtle, with the advantages of aliteration; but the three modes now considered have conveniently been referred to as the three R's of humane technique (Russell, 1957a).

Replacement means the substitution for conscious living higher animals of insentient material. Reduction means reduction in the numbers of animals used to obtain information of a given amount and precision. Refinement means any decrease in the incidence or severity of inhumane procedures applied to those animals which still have to be used.

There are clearly areas of overlap between these categories. Consider the use of animal tissue cultures in virology (Sanders, 1957). In a fundamental sense, we are here replacing animals by insentient material, and the method has been classified as replacement for the present purpose. But since one animal may be used to provide many cultures, each providing more information than a single whole animal used directly, we might legitimately speak of reduction. Finally, the

TOOLS

- Print this page
- Subscribe to news feed
- Resize Text

Social Media



SHARE

NEW ALTEX



Support ALTWEB
MAKE A GIFT

From: **The Principles of Humane Experimental Technique**; WMS Russell and RL Burch, 1959

“**Replacement** means the substitution for conscious living higher animals of insentient material. **Reduction** means reduction in the numbers of animals used to obtain information of a given amount and precision. **Refinement** means any decrease in the incidence or severity of inhumane procedures applied to those animals which still have to be used.”



The Three Rs of Russell and Burch

Over the past 40 years the Three Rs of Russell and Burch have become widely accepted ethical principles, and are now embedded in the conduct of animal-based science in Canada and throughout many countries in the world.





National Centre for the Replacement, Refinement and Reduction of Animals in Research

- About NC3Rs
- NC3Rs Publications
- NC3Rs Programmes
- NC3Rs Funding Schemes
- Information Portal

Welcome :: Home :: NC3Rs Programmes :: NC3Rs 3Rs Prize

- NC3Rs 3Rs Prize
 - Selection Panel
 - 2008 prizewinner
 - Previous winners
- Replacing animal use
- Animals in academia
- Animals in the pharmaceutical industry
- Animals in the chemical industry
- Experimental design and statistical analysis
- Supporting animal technicians
- Non-human primate welfare
- Rodent welfare

NC3Rs 3Rs Prize

The NC3Rs awards an annual prize for an original contribution to scientific and technological advances in the 3Rs in medical, biological or veterinary sciences published within the last two years. Sponsored by GSK, the prize consists of a prize grant of £10k, plus a personal award of £1k, and is part of the Centre's commitment to recognise and reward high quality research which has an impact on the use of animals in the life sciences.

The 2008 prize went to Dr Keith Martin and Mr Thomas Johnson for replacing the use of animals in their research that explores the use of stem cells to treat sight-threatening conditions such as glaucoma.

The 2009 3Rs prize, which is awarded to the first author(s) on the paper, will be presented at the launch of the NC3Rs annual report.

The deadline for submission for the 2009 prize has now passed.

Nomination process

The online application process for the prize comprises two stages; a nomination by a proposer and a short statement by the candidate of how the prize grant will be used. Candidates are also able to self-nominate.

Selection panel

A prestigious panel has been appointed to assess nominations and to select the winner. Selection is based on the quality of the published research and its impact on the 3Rs.

Eligibility

The 2009 prize is for a piece of primary research published in a peer-reviewed journal in the last two years and is open to any researcher, in academia or industry, based in the UK. The prize is awarded to the first author(s).

For further information on the 3Rs Prize please contact tim.watson@nc3rs.org.uk



Search

Search by category
Search

SHARE RSS FEED

- Subscribe to Newsletter
- Submit Link
- Submit Reference
- Submit Event
- Email NC3Rs
- View as PDF

Return to top



- search
- Pets
- Wildlife
- Farm Animals
- Animals in Research**
- Horses

- Species Used in Research
- General Information on Animal Research
 - An Introduction to Primate Issues
 - Animal Research Issues Public Education Materials
 - Animal Research Issues Web Banners
 - HSUS Position Statements
 - Animal Research: Campaigns and Programs
 - Animal Use Statistics
 - FAQs Animals in Research
 - Highlights of The HSUS's Work on Animal Research Issues
 - Laws Protecting Animals in Research
 - Pet Cloning Executive Summary
 - The Russell and Burch Award
 - The Class B Dealer: Down and Out?
- Animal Testing
- Animals in Education
- Pain & Distress
- Chimps Deserve Better
- Class B Dealers
- Animals in Research News
- Videos

HSUS >> Animals in Research >> General Information on Animal Research >> The Russell and Burch Award

Russell and Burch Award

- » Details
- » Nominations
- » Judging
- » Past Winners

Details

The Humane Society of the United States presents the Russell and Burch Award to scientists who have made outstanding contributions toward the advancement of alternative methods in the areas of biomedical research, testing or higher education. Alternative methods are those that can replace or reduce the use of animals in specific procedures, or refine procedures so that animals experience less pain or suffering.


The award is a means of recognizing the important role that individual scientists can and do play in limiting the use and suffering of animals in laboratories. The HSUS presents the award at the World Congresses on Alternatives and Animal Use in the Life Sciences, which is held every two to three years. **The Seventh World Congress** will be held Aug-Sept 2009 in Rome, Italy.

The award, which carries a \$5,000 prize, is named in honor of William M. Russell and Rex L. Burch, the scientists who formulated the Three R's approach of replacement, reduction, and refinement.

Nominations

The Russell and Burch Award is intended for scientists who have made outstanding contributions toward the advancement of alternative methods in the areas of biomedical research, testing, or higher education. Preference is given to scientists who are still living.

No special forms are necessary. Persons nominating themselves should submit a cover letter explaining their suitability for the award (see above), a



- About Us >>
- Donate >>
- Campaigns & Programs >>
- Legislation >>
- Legal Action >>

Alternatives

The term "alternatives" was coined by the distinguished physiologist David Smyth in his 1978 book *Alternatives to Animal Experiments*. It is used to describe any change to established scientific procedures that will result in the **replacement** of animals, a **reduction** in the numbers used or a **refinement** of techniques that may minimize harms to the animals.



Outline

- **Historical Concerns About Animal Use**
1700s and 1800s
- **1940s - Modern Era of Expanded Animal Use**
- **1960s – Development of Laboratory Animal Care Guidelines**
- **Emergence of Animal Rights/Liberation**
- **The 3 R's of Russell and Burch and Smyth's "Alternatives"**
- **CCAC 3 R's Microsite**

The 3 R's and Alternatives

The CCAC has combined the Three Rs of Russell and Burch with David Smyth's "Alternatives", to come up with the terms:

- ❑ **Replacement alternatives**
- ❑ **Reduction alternatives**
- ❑ **Refinement alternatives**

and has developed the **CCAC Three Rs Microsite** to assist animal users with their implementation





Canadian Council on Animal Care
Conseil canadien de protection des animaux

[Contact Us](#) | [Site Map](#) | [Français](#)

Google™ Custom Search

[About CCAC](#) [What's New](#) [Programs](#) [Publications](#) [Committees](#) [Contact](#) [Links](#) [Media](#)

Welcome to the CCAC

The CCAC is the national organization responsible for setting and maintaining standards for the care and use of animals in science in Canada.



■ Assessment Program

- Animal Care Committee Resources

■ Guidelines Program

- Education, Training and Communications Program

- **CCAC Three Rs Microsite:** Replacement, Reduction and Refinement alternatives:



- Good Animal Practice Certificate

- Reporting of Animal Use Statistics

- CCAC Annual Reports

- Portal

- WebMail

NEW DOCUMENTS

The CCAC is pleased to announce that the **CCAC guidelines on: the care and use of farm animals in research, teaching and testing** is now available.

Click [here](#) to download the guidelines.

Please also see details on the [implementation of the guidelines](#).

[Report: CCAC Forum 2008 – Building on Strength](#)

CCAC Survey of Animal Use – 2007

The CCAC is pleased to announce the release of the Annual Survey of Animal Use for scientific purposes in Canada between January and December 2007.

UPCOMING EVENTS

8th World Congress on Alternatives & Animal Use in the Life Sciences

The CCAC will host the **8th World Congress on Alternatives & Animal Use in the Life Sciences** on August 21-25, 2011 in Montréal (Canada). [Click here](#) (all browsers except Firefox) to watch the promotional video.



For more information on the city of *Montréal*, please [click here](#).

For more information on the province of *Québec*, please [click here](#)

More information to come.

[Subscribe to our](#)

Site Web accessible en français
www.ccac.ca/fr



Replacement ♦ Reduction ♦ Refinement
Good Animal Practice in Science



[Contact Us](#) | [Français](#)

Google™ Custom Search

Starting Point for Non-scientists

Three Rs Search Guide

Feedback

- [HOME](#)
- [Three Rs Introduction](#)
- [Replacement Alternatives](#)
- [Reduction Alternatives](#)
- [Refinement Alternatives](#)

SPECIAL TOPICS

- [Agricultural Research and Three Rs](#)
- [Animal Supply](#)
- [Animal Use Oversight](#)
- [Genetically-Engineered Animals](#)
- [Production and Three Rs](#)
- [Species Selection](#)
- [Teaching and Three Rs](#)
- [Testing and Three Rs](#)
- [Wildlife Research and Three Rs](#)

ADDITIONAL RESOURCES

- [Alternative Test Methods Table ^{NEW}](#)
- [Animal Care Committees](#)
- [Ethical Review](#)
- [Humane Science Courses](#)
- [Journals](#)
- [Species-Specific Resources](#)
- [Statistical Consulting ^{NEW}](#)
- [Three Rs Centres Worldwide](#)
- [About This Microsite](#)

CCAC Three Rs Microsite

Welcome to the Canadian Council on Animal Care (CCAC) Three Rs Microsite.

The use of animals in research, teaching, and testing is acceptable **ONLY** if it promises to contribute to understanding of fundamental biological principles, or to the development of knowledge that can reasonably be expected to benefit humans or animals. Therefore, in Canada people involved with the use of animals in science (such as investigators, technicians, veterinary personnel and animal care committee members) must prepare and review scientific protocols with a view to replace, reduce, and refine animal use whenever possible. This is the concept of "The Three Rs" (replacement, reduction, refinement) which provides a set of guiding ethical principles that help to minimize harms to animals used in science.

To support implementation of the Three Rs in Canada this microsite aims to provide easily accessible, useful, and relevant information and resources related to Replacement, Reduction and Refinement.

Replacement alternatives refers to methods which avoid or replace the use of animals in an area where animals would otherwise have been used. This includes both absolute replacements (i.e. replacing animals with inanimate systems, such as computer programs) and relative replacements (i.e. replacing more sentient animals, such as vertebrates, with animals that current scientific evidence indicates have a significantly lower potential for pain perception, such as some invertebrates).

Reduction alternatives refers to any strategy that will result in fewer animals being used to obtain sufficient data to answer the research question, or in maximizing the information obtained per animal and thus potentially limiting or avoiding the subsequent use of additional animals, without compromising animal welfare.



CCAC Definitions:

Replacement alternatives refers to methods which avoid or replace the use of animals in an area where animals would otherwise have been used. This includes both absolute replacements (i.e. replacing animals with inanimate systems, such as computer programs, models) and relative replacements (i.e. replacing more sentient animals, such as vertebrates, with animals that current scientific evidence indicates have a significantly lower potential for pain perception, such as some invertebrates).



Pet First Aid Mannikins



"Jerry" K-9 CPR Mannikin



Top of the line K9 CPR mannikin!



"Fluffy" Cat CPR Mannikin



Top of the line cat CPR mannikin!



CeePeR™ Dog (pronounced SEA-PER) Dog (pronounced SEA-PER)



A great K9 CPR mannikin!



K-9 Pulse Trainer



Critical Care Fully



 **"Goldie" K-9 BHS Simulator Mannikin**



 **"Rufus" K9 Bandaging and First Aid Mannikin**



 **"Squeekums" Rat Mannikin**



 **K9 BreathSound and HeartSound Simulator**



About us

Awards
Guided Tour
Lab Animal Science

Alternatives

National Platform

Databases

NORINA
TextBase
Other databases

Education

Requirements
Courses
Compendia
Films & slide shows
Other materials

Ethics

Fish

Meetings
Projects
Reports
Guidelines
Links

Health monitoring

TML(S)

Legislation

Applications
FDU
Statistics

News

Coming events
Newsletter
Alerting services

Vascular Access Training Model: Canine Foreleg

Record number: 5056

Category: Anatomy, Handling and Medicine

Type: Model

Description: The Canine Foreleg is constructed in the same way as the Canine Head model (record number 5055) and contains a simulated cephalic vein. It can be used to teach students blood collection, fluid and drug administration, and the fundamentals of catheterization using the butterfly and over-the-needle catheter. Includes an instructional video film. This is one of two Vascular Access Training Models (VATMs). Please see record number 5055 for the Canine Head model. VATMs are designed to provide students with the correct "look" and "feel" while learning to give injections, place catheters or draw blood. Special features of the VATMs include identifiable and palpable structural landmarks, replaceable vessels (tubing), flashback response, and a moveable, replaceable latex skin and components to provide longevity for the model.



Comments & References: Canine Foreleg: item number DOGL1, Replacement Foreleg Skin: item number 4113-1, and Replacement Foreleg Tubing: item number 4113-3. This model was developed by Dr. Jan Ilkiw with funds provided by a gift from the Bosack Kruger Foundation of Redmond, Washington. It is manufactured exclusively for the School of Veterinary Medicine at University of California, Davis. This model may be ordered online [here](#). International orders must be paid in advance in U.S. dollars and drafted through a U.S. bank or paid by credit card. An instructional video is available at

Search NORINA



Find alternatives to animals

- All Categories -

- All Types -

- All Text -



Free of charge

Loan Program: Free of charge.

Search for this product at

Amazon.com

Browse NORINA

Free products
Key products
Reviewed products
Products on loan
Products held at our Unit
Latest products

Tip a friend Feedback Help



About us

Awards
Guided Tour
Lab Animal Science

Alternatives

National Platform

Databases

NORINA
TextBase
Other databases

Education

Requirements
Courses
Compendia
Films & slide shows
Other materials

Ethics

Fish

Meetings
Projects
Reports
Guidelines
Links

Health monitoring

TML(S)

Legislation

Applications
FDU
Statistics

News

Coming events
Newsletter

Vascular Access Training Model: Canine Head

Record number: 5055

Category: Anatomy, Handling and Medicine

Type: Model

Description: The head and neck model consists of a sculpted mandrel containing channels for a simulated jugular vein covered with a moveable latex "skin". This model can be used to teach advanced techniques such as placement of through-the-needle catheters, special procedures like the Seldinger (guide wire) Technique for placement of multi-lumen and pulmonary artery catheters, and blood collection techniques with a syringe and needle, or through an existing catheter. Includes an instructional video film. This is one of two Vascular Access Training Models (VATMs). Please see record number 5056 for the Canine Foreleg model. VATMs are designed to provide students with the correct "look" and "feel" while learning to give injections, place catheters or draw blood. Special features of the VATMs include identifiable and palpable structural landmarks, replaceable vessels (tubing), flashback response, and a moveable, replaceable latex skin and components to provide longevity for the model.



Comments & References: Item number DOGH1. This model was developed by Dr. Jan Ilkiw with funds provided by a gift from the Bosack Kruger Foundation of Redmond, Washington. This model is manufactured exclusively for the School of Veterinary Medicine at University of California, Davis. This model may be ordered online [here](#). International orders must be paid in advance in U.S. dollars and drafted through a U.S. bank with the following information: This information is subject to change without notice.

Search NORINA

Find alternatives to animals

- All Categories -

- All Types -

- All Text -



Free of charge

Loan Program: Free of charge.

Search for this product at

[Amazon.com](#)

Browse NORINA

[Free products](#)
[Key products](#)
[Reviewed products](#)
[Products on loan](#)
[Products held at our Unit](#)
[Latest products](#)

[Tip a friend](#) [Feedback](#) [Help](#)

Alpaca Venipuncture/Catheterization Model

The alpaca venipuncture / catheterization model is a rigid plastic model demonstrating the topography of the head and neck with a procedure window in the neck modeled in soft materials at the level of the preferred site for venopuncture. Palpable fluid filled vessel targets are affixed in anatomically correct positions within the model. Jugular and carotid vessels are supplied with variable pressure fluid reservoirs such that the flashback achieved upon vessel penetration corresponds to the pressure variance between the arterial and venous systems. Palpable osseous structures are embedded within the procedure



Medium:	model
Discipline:	catheterization, venipuncture
Species:	Camelid, Nonhuman animal
Educational Level:	veterinary medical continuing education, veterinary medical residency, veterinary medical school
Cost:	
Source / Company:	Dr. Ben Kitchen, Alternavitae, alternavitae@wowway.com
Catalog / Production Information:	

Star Phoenix
August 28, 2009

Trauma training on pigs criticized

□ Sask. course plans switch to mannequins instead of live animals

By Janet French
of The StarPhoenix

A Saskatchewan medical training course is under fire for its practise of using live

pigs to teach residents and doctors how to do trauma procedures.

American non-profit group Physicians Committee for Responsible Medicine (PCRM) says not only is the use of the pigs unethical, but students learn procedures such as tracheotomies and inserting chest tubes more effectively by using cadavers or simulators than by practising on animals.

But Dr. Paul Hayes, the Saskatoon surgeon who chairs the training program in

Saskatchewan, says he already plans to stop using pigs for training starting later this fall.

A course running during the first week of September will still use four pigs to train 18 doctors, Hayes said. However, the University of Saskatchewan has now purchased a \$30,000 patient simulator that will be ready to use in the next course later this fall, he said.

■ [CONT'D: Please see Pigs/A8](#)





realistic | affordable | portable | demonstrate | train | evaluate
 SIGN IN | *New Guest* | CART | CONTACT | SIGN UP FOR NEWSLETTER

Enter search keywords GO

- Home
- Products ▾
- Customer Care ▾
- OEM Solutions
- Our Company ▾
- What's New ▾
- Special Offers

Home > Patient Simulators > Products > TraumaMan System > TraumaMan System



ENLARGE IMAGES

View an Introduction to TraumaMan video.

Additional Links

- ▶ About the System
- ▶ Procedures
- ▶ System Upgrades
- ▶ Acquisition Options
- ▶ Customer Experiences
- ▶ Helpful Hints
- ▶ Warranty and Maintenance
- ▶ Archived Newsletters

TraumaMa

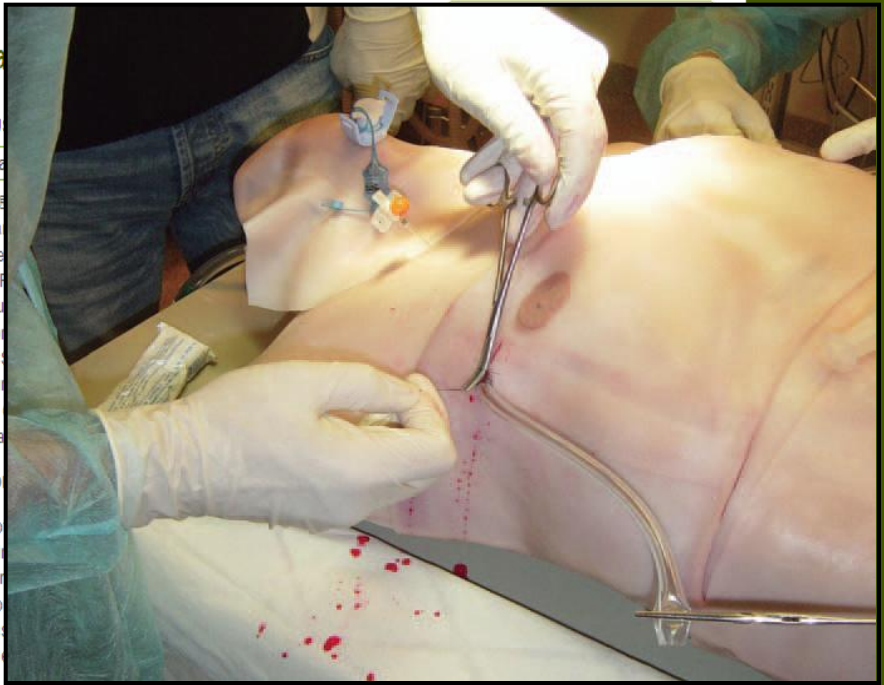
PART #: TMPP-30
 PRICE: CONTACT U

- Overview
- Details

The TraumaMan® has been evaluated at the Society as an alternative for their Surgical First Course. The TraumaMan form designed for surgical procedures. The TraumaMan is connected to a ventilator and four IV sets that allow ea

Skill Develop

- ▶ Cricothyroidotomy
- ▶ Chest Tube Insertion
- ▶ Pericardiocentesis
- ▶ Needle Decompression
- ▶ Percutaneous Tracheostomy
- ▶ Diagnostic Paracentesis
- ▶ IV Cutdown



Features and Benefits:

- ▶ Anatomically correct human simulator with all the pertinent landmarks for each procedure
- ▶ The realistic body form skin and replaceable tissue sets have the highest fidelity touch and dissection of any simulated tissue available today
- ▶ TraumaMan is the most flexible training platform available for



Replacement Alternatives to Mammalian Models

- ❑ Comparative Substitution using Amphibians (a vertebrate of lower sentience)
 - ❑ Acetic Acid Test to determine nociceptive threshold in frogs
 - ❑ One drop of increasing concentrations of acetic acid applied to thigh
 - ❑ NT is defined as lowest concentration that causes frog to vigorously wipe the leg
 - ❑ Acid immediately rinsed off with distilled water, or within 5 seconds if no response



Alternative to Mammalian Models

- ❑ Comparative Substitution using Amphibians (a vertebrate of lower sentience)
 - ❑ Acetic Acid Test has been shown to give a rank order of the relative analgesic potency of opioids that is highly correlated to rodent models
- ❑ This suggests that analgesic action of opioids in amphibians is predictive of the analgesic effects of opioids seen in humans and other mammals



Alternative to Mammalian Models

- ❑ Comparative Substitution using Amphibians (a vertebrate of lower sentience)
 - ❑ Comparative substitution is a moderate approach to animal replacement, as a whole animal is still used
 - ❑ But evidence indicates that amphibians have less potential for pain (are less sentient) than mammalian models currently in use
- ❑ Whole animals must still be used for pain and analgesia research because cells do not feel pain



CCAC Definitions:


Reduction alternatives refers to any strategy that will result in fewer animals being used to obtain sufficient data to answer the research question, or in maximizing the information obtained per animal and thus potentially limiting or avoiding the subsequent use of additional animals, without compromising animal welfare.



CCAC Definitions:

Refinement alternatives refers to the modification of husbandry or experimental procedures to minimize pain and distress, and to enhance the welfare of an animal used in science from the time it is born until its death.





Implementation of the 3 R Alternatives

Consideration of the “Three Rs Alternatives” must start during the early stages of animal use planning, together with development of the experimental protocol (rather than as a last minute addition).



Implementation of the 3 R Alternatives

The CCAC requires principal investigators to implement the Three Rs when they are preparing to use animals for a scientific purpose, in the following ways:

- ❑ Investigators must consider whether animals are required or whether suitable replacement alternatives exist (Replacement Alternatives)



Implementation of the 3 R Alternatives

- ❑ When animals are used, the investigator must consider how best to decrease the number of animals used to a minimum and/or how to maximize the amount of information obtained per animal (Reduction alternatives)
- ❑ Investigators must identify potential harms and ways to minimize these (Refinement alternatives).



Implementation of the 3 R Alternatives

The CCAC Three Rs Microsite

(<http://www.ccac.ca/en/alternatives/index.html>) provides information and tools for animal users, including:

- ❑ The Three Rs Search Guide, which provides detailed instructions on how to conduct a Three Rs information search in the Step-by-Step Three Rs Search Strategy.





Starting Point for Non-scientists

Three Rs Search Guide

Feedback

- HOME
- **Three Rs Introduction**
- **Replacement Alternatives**
- **Reduction Alternatives**
- **Refinement Alternatives**

- SPECIAL TOPICS**
- **Agricultural Research and Three Rs**
 - **Animal Supply**
 - **Animal Use Oversight**
 - **Genetically-Engineered Animals**
 - **Production and Three Rs**
 - **Species Selection**
 - **Teaching and Three Rs**
 - **Testing and Three Rs**
 - **Wildlife Research and Three Rs**

- ADDITIONAL RESOURCES**
- **Alternative Test Methods Table** ^{NEW}
 - **Animal Care Committees**
 - **Ethical Review**
 - **Humane Science Courses**
 - **Journals**
 - **Species-Specific Resources**
 - **Statistical Consulting** ^{NEW}
 - **Three Rs Centres Worldwide**

• **About This Microsite**

CCAC Three Rs Microsite

Welcome to the Canadian Council on Animal Care (CCAC) Three Rs Microsite.

The use of animals in research, teaching, and testing is acceptable ONLY if it promises to contribute to understanding of fundamental biological principles, or to the development of knowledge that can reasonably be expected to benefit humans or animals. Therefore, in Canada people involved with the use of animals in science (such as investigators, technicians, veterinary personnel and animal care committee members) must prepare and review scientific protocols with a view to replace, reduce, and refine animal use whenever possible. This is the concept of "The Three Rs" (replacement, reduction, refinement) which provides a set of guiding ethical principles that help to minimize harms to animals used in science.

To support implementation of the Three Rs in Canada this microsite aims to provide easily accessible, useful, and relevant information and resources related to Replacement, Reduction and Refinement.

Replacement alternatives refers to methods which avoid or replace the use of animals in an area where animals would otherwise have been used. This includes both absolute replacements (i.e. replacing animals with inanimate systems, such as computer programs) and relative replacements (i.e. replacing more sentient animals, such as vertebrates, with animals that current scientific evidence indicates have a significantly lower potential for pain perception, such as some invertebrates).

Reduction alternatives refers to any strategy that will result in fewer animals being used to obtain sufficient data to answer the research question, or in maximizing the information obtained per animal and thus potentially limiting or avoiding the subsequent use of additional animals, without compromising animal welfare.





- HOME
- Send us your feedback
- Three Rs Microsite
- CCAC web site

Step-by-step Three Rs search strategy

Quick info

CCAC guidelines & policies on animal care protocols

Where to do a Three Rs literature search

Is your Three Rs Search complete?

Animal use protocol worksheet

Three Rs Search Guide

If you plan to use animals for scientific purposes, you must complete an animal use protocol and submit it to an animal care committee for approval prior to commencement of the study. The animal use protocol outlines how the Three Rs will be implemented in the proposed animal-based procedures. To find the most up-to-date information on the Three Rs, investigators typically conduct a structured information search. To assist investigators with this search, the CCAC has produced the Three Rs Search Guide.

The Three Rs Search Guide provides detailed instructions on how to conduct a Three Rs information search in the [Step-by-Step Three Rs Search Strategy](#).

Specific information can be found more quickly by selecting one of the following Quick Info topics:

- [CCAC guidelines & policies on animal use protocols](#)
- [Where to do a Three Rs literature search](#)
- [Questions to assess if your Three Rs search is complete](#)
- [Animal use protocol worksheet](#)

We would like to know whether this tool is useful for Canadian investigators and would be grateful if you could send us your feedback at ThreeRs@ccac.ca.



Replacement alternatives refers to methods which avoid or replace the use of animals in an area where animals would otherwise have been used. This includes



Replacement ♦ Reduction ♦ Refinement
Good Animal Practice in Science

Three Rs Search Guide



Contact Us | Français

- HOME
- Send us your feedback
- Three Rs Microsite
- CCAC web site

Step-by-step Three Rs search strategy

Quick Info

[CCAC guidelines & policies on animal care protocols](#)

[Where to do a Three Rs literature search](#)

[Is your Three Rs Search complete?](#)

[Animal use protocol worksheet](#)

Step-by-Step Three Rs Search Strategy

A Three Rs information search typically requires a multi-database literature search, a review of [CCAC guidelines & policies on animal use protocols](#), a search of Three Rs internet resources, and often, consultations with appropriate experts (such as laboratory animal veterinarians, animal welfare specialists and statisticians). The step-by-step strategy begins with collecting pre-search information and keyword selection, followed by two phases of information searching and review. It may be helpful to fill-out the [Animal use protocol worksheet](#) as you work through your Three Rs search.

For basic information on conducting information searches (i.e. use of operators etc.), refer to [Search Basics](#)



Step1: Collect pre-search information

Before beginning a Three Rs search, investigators should gather as much information as possible about the proposed animal use (i.e. experiment, test, training procedure). This includes:

- the working title of the project and the scientific objective(s);
- a description of the proposed animal model;
- descriptions of the proposed procedures on animals;
- descriptions of what could potentially cause pain and distress in the animals;
- descriptions of any known species-specific considerations;
- the expected Category of Invasiveness (refer to CCAC policy statement);



Replacement ♦ Reduction ♦ Refinement
Good Animal Practice in Science

Three Rs Search Guide

Contact Us | Français



- HOME
- Send us your feedback
- Three Rs Microsite
- CCAC web site

Step-by-step Three Rs search strategy

Quick Info

CCAC guidelines & policies on animal care protocols

Where to do a Three Rs literature search

Is your Three Rs Search complete?

Animal use protocol worksheet

CCAC guidelines and policies on animal use protocols

- [Terms of reference for animal care committees](#)
- [CCAC guidelines on: animal use protocol review](#)
- [CCAC policy statement: categories of invasiveness in animal experiments](#)
- [CCAC policy statement: ethics of animal investigation](#)



Replacement ♦ Reduction ♦ Refinement
Good Animal Practice in Science

Three Rs Search Guide

Contact Us Français



- HOME
- Send us your feedback
- Three Rs Microsite
- CCAC web site

Step-by-step Three Rs search strategy

Quick Info

CCAC guidelines & policies on animal care protocols

Where to do a Three Rs literature search

Is your Three Rs Search complete?

Animal use protocol worksheet

Where to do a Three Rs literature search

Lists of Three Rs-related search terms

- FRAME (Fund for the Replacement of Animal in Medical Experiments) [Planning a Search: Search Terms and Strategies](#).
 - guidance on selecting search terms and a list of Three Rs-related terms
- Animal Welfare Information Center. [Animal Use Alternatives Thesaurus Terminology - Alphabetical Listing](#)
- European Centre for the Validation of Alternative Methods (ECVAM) [ECVAM Database Service on Alternative Methods to Animal Experiments](#)
 - choose *Thesaurus* from upper right hand corner of screen.

Database resources

- Altweb. [Databases](#)
 - a table of Three Rs-related research, teaching and testing databases that describes the type of information in each database
- UC Davis Center for Animal Alternatives Information. [Guide to Bibliographic Databases for Alternatives Searching](#)
 - organizes databases by Three Rs-related keywords
- CCAC Three Rs Microsite. [Databases of humane teaching alternatives](#)
- CCAC Three Rs Microsite. [Testing and Three Rs](#)



Three Rs Search Guide

[Contact Us](#) | [Français](#)



- [HOME](#)
- [Send us your feedback](#)
- [Three Rs Microsite](#)
- [CCAC web site](#)

[Step-by-step Three Rs search strategy](#)

Quick Info

[CCAC guidelines & policies on animal care protocols](#)

[Where to do a Three Rs literature search](#)

[Is your Three Rs Search complete?](#)

[Animal use protocol worksheet](#)

Questions to assess if your Three Rs search is complete

To assist in deciding if your Three Rs search is complete, it may be useful to review the following questions:

- Is the proposed experiment or test duplicative?
- Are there any in vitro techniques that could replace use of animals?
- Have any computer simulations been developed that relate to the study?
- Are there any alternative animal models of lower sentience?
- Is there useful and current information about the proposed animal model?
- Has a particular strain of animal been shown to be more sensitive to the effects that will be studied?
- Is there information on the proposed model that might allow the use of fewer animals or might reduce any pain experienced by the animals?
- Could in vitro methods be incorporated into the protocol in any way to reduce the number of animals used (e.g. for early screening)?
- Have any statistical models been developed for use in this type of study, and would these affect the design of the experiment?
- Is there a way to decrease the level of invasiveness of the protocol without compromising the scientific objective?
- Could the proposed anesthetics, analgesics or other drugs pose a confounding influence on the experimental outcome?
- Is there information about assessing welfare and the level of pain of the animals?

Implementation of the 3 R Alternatives

The CCAC Three Rs Microsite

(<http://www.ccac.ca/en/alternatives/index.html>) provides information and tools for animal users, including:

- Information on special topics such as **Wildlife Research and the Three Rs** and **Teaching and the Three Rs**



http://www.ccac.ca/en/alternatives/wildlife_faune.html

File Edit View Favorites Tools Help

Google Search

CCAC -> The Three Rs -> Wildlife Research & the 3 Rs



Replacement ♦ Reduction ♦ Refinement
Good Animal Practice in Science



[Contact Us](#) | [Français](#)

Google™ Custom Search

Search

[Starting Point for Non-scientists](#)

[Three Rs Search Guide](#)

[Feedback](#)

- [HOME](#)
- [Three Rs Introduction](#)
- [Replacement Alternatives](#)
- [Reduction Alternatives](#)
- [Refinement Alternatives](#)

SPECIAL TOPICS

- [Agricultural Research and Three Rs](#)
- [Animal Supply](#)
- [Animal Use Oversight](#)
- [Genetically-Engineered Animals](#)
- [Production and Three Rs](#)
- [Species Selection](#)
- [Teaching and Three Rs](#)
- [Testing and Three Rs](#)
- [Wildlife Research and Three Rs](#)

ADDITIONAL RESOURCES

- [Alternative Test Methods Table ^{NEW}](#)
- [Animal Care Committees](#)
- [Ethical Review](#)
- [Humane Science Courses](#)
- [Journals](#)
- [Species-Specific Resources](#)
- [Statistical Consulting ^{NEW}](#)
- [Three Rs Centres Worldwide](#)

- [About This Microsite](#)

Wildlife Research and Three Rs

For CCAC purposes, the term "wildlife" refers to free ranging and captive wild vertebrates, including amphibians, reptiles, birds, fish and mammals. This includes all introduced and indigenous species, as well as domestic animals that have become feral. Many types of research involve the use of wildlife, including studies of populations, behaviour, and ecosystems. In these types of studies, it may be difficult to apply the Three Rs, especially when the goals of the research value the needs of whole ecosystems over the welfare of individual animals. These situations place the ethics of animal use outside of conventional "experimental use" and traditional application of the Three Rs.

Therefore, to balance the needs of wildlife research and wild animals, the CCAC recommends that investigators use the following definitions to guide their implementation of Three Rs in wildlife research:

Replacement - Animals may be used only if the investigator's best efforts to find a replacement by which to obtain the required information have failed.

Reduction - The fewest animals appropriate to provide valid information and statistical significance should be used.

Refinement - The most humane, least invasive techniques must be used with the goal of minimizing pain and/or distress.

The animal's physical and psychological well-being should always take precedence over considerations of cost and convenience.

(This section has been adapted from Section B.3. Ethics on the Use of Wildlife of the CCAC guidelines on: the care and use of wildlife)

[\(Back to Top\)](#)

Animal welfare and wildlife research

Experimental procedures involving wild animals are of special animal welfare concern for the following reasons:

- There is a general lack of peer-reviewed research on the welfare implications of field studies, for example quantifying the stress of capture and handling, the effects of telemetry devices, and recovery from surgical procedures.
- There is limited knowledge of welfare indicators for many wildlife species.

Wildlife Research and Three Rs

For CCAC purposes, the term "wildlife" refers to free ranging and captive wild vertebrates, including amphibians, reptiles, birds, fish and mammals. This includes all introduced and indigenous species, as well as domestic animals that have become feral. Many types of research involve the use of wildlife, including studies of populations, behaviour, and ecosystems. In these types of studies, it may be difficult to apply the Three Rs, especially when the goals of the research value the needs of whole ecosystems over the welfare of individual animals. These situations place the ethics of animal use outside of conventional "experimental use" and traditional application of the Three Rs.

Therefore, to balance the needs of wildlife research and wild animals, the CCAC recommends that investigators use the following definitions to guide their implementation of Three Rs in wildlife research:

Replacement - Animals may be used only if the investigator's best efforts to find a replacement by which to obtain the required information have failed.

Reduction - The fewest animals appropriate to provide valid information and statistical significance should be used.

Refinement - The most humane, least invasive techniques must be used with the goal of minimizing pain and/or distress.

The animal's physical and psychological well-being should always take precedence over considerations of cost and convenience.

(This section has been adapted from Section B.3. Ethics on the Use of Wildlife of the CCAC guidelines on: the care and use of wildlife)

[\(Back to Top\)](#)

Wildlife Research and the 3 Rs

To balance the needs of wildlife research and wild animals, the CCAC recommends that investigators use the following definitions to guide their implementation of Three Rs in wildlife research:

- ❑ **Replacement** - Animals may be used only if the investigator's best efforts to find a replacement by which to obtain the required information have failed.
- ❑ **Reduction** - The fewest animals appropriate to provide valid information and statistical significance should be used.
- ❑ **Refinement** - The most humane, least invasive techniques must be used with the goal of minimizing pain and/or distress.





Google Custom Search Search

Starting Point for Non-scientists

Three Rs Search Guide

Feedback

- HOME
- Three Rs Introduction
- Replacement Alternatives
- Reduction Alternatives
- Refinement Alternatives

SPECIAL TOPICS

- Agricultural Research and Three Rs
- Animal Supply
- Animal Use Oversight
- Genetically-Engineered Animals
- Production and Three Rs
- Species Selection
- Teaching and Three Rs
 - What is a humane teaching alternative
 - Databases of humane teaching alternatives
- Testing and Three Rs
- Wildlife Research and Three Rs

ADDITIONAL RESOURCES

- Alternative Test Methods Table ^{NEW}
- Animal Care Committees
- Ethical Review
- Humane Science Courses
- Journals
- Species-Specific Resources
- Statistical Consulting ^{NEW}
- Three Rs Centres Worldwide

- About This Microsite

Teaching and Three Rs

The CCAC takes as its premise that the use of animals in science is acceptable ONLY if it promises to contribute to understanding of fundamental biological principles, or to the development of knowledge that can reasonably be expected to benefit humans, animals or the environment. Animals used for educational purposes are not being used to discover, prove or develop new ideas or techniques, but rather to demonstrate principles which are already well-known or to learn manual skills and techniques. Thus, before engaging in any discussions on the use of animals for the purposes of teaching, efforts should initially focus on finding a replacement alternative.

In the case where no replacement alternative is used, justification should be provided for the use of animals over the use of replacements such as models, videos, and computer simulations. The level and type of training of the students (graduate/postgraduate, specialized/non-specialized) are important considerations in ascertaining the need to use animals. Painful experiments or multiple invasive procedures on an individual animal, conducted solely for the instruction of students in the classroom, or for the demonstration of established scientific knowledge, cannot be justified.

[\(Back to Top\)](#)

What is a humane teaching alternative

Humane teaching alternatives are educational aids and/or teaching approaches that can replace unnecessary animal use or complement existing humane education. Typically, humane teaching alternatives are used in combination to meet existing teaching objectives and to provide other educational outcomes that cannot be met through animal use. General examples of alternatives in teaching include:

- film and video;
- models, mannequins and simulators;
- multimedia computer simulation;
- ethically-sourced animal cadavers and tissue;
- clinical work with animal patients and volunteers;
- student self-experimentation;

alternative

- Databases of humane teaching alternatives

- **Testing and Three Rs**
- **Wildlife Research and Three Rs**

ADDITIONAL RESOURCES

- **Animal Care Committees**
- **Ethical Review**
- **Humane Science Courses**
- **Journals**
- **Species-Specific Resources**
- **Three Rs Centres Worldwide**

- **About This Microsite**

[\(Back to Top\)](#)

What is a humane teaching alternative

Humane teaching alternatives are educational aids and/or teaching approaches that can replace unnecessary animal use or complement existing humane education. Typically, humane teaching alternatives are used in combination to meet existing teaching objectives and to provide other educational outcomes that cannot be met through animal use. General examples of alternatives in teaching include:

- film and video;
- models, mannequins and simulators;
- multimedia computer simulation;
- ethically-sourced animal cadavers and tissue;
- clinical work with animal patients and volunteers;
- student self-experimentation;
- in vitro labs; and
- non-invasive field studies.

(This section has been adapted from Jukes & Chiuia [2006])

For more information on the use of humane teaching alternatives, the following resources may be useful:

- Altweb (2007) [*Alternatives in Education: An Introduction*](#).
- Balcombe J. (2000) [*The Use of Animals in Higher Education: Problems, Alternatives, and Recommendations*](#). 104pp. Washington DC: Humane Society Press.
 - This book examines animal use in education from a humane and ethical perspective.



"Emily" K-9 Positioning Mannikin



Item# 300

Prepare students to properly position dogs for abdominal surgery, spay and neutering, x-rays, advanced spinal stabilization, spinal recumbrance, and more. Because this model replicates the movement of a live canine in resistance and natural movement, you can safely practice technique before working with live animals. Articulated on both sides, Emily features shoulder and hip joints with realistic rotation and 90° flexation. Knees, elbows, carpal and hock joints also have 90° range of motion. Model comes complete with carrying case, kneeling pad, and brush.



"Advanced Airway Jerry" K-9 CPR Mannikin

Item# 505



A full size K-9 mannikin, realistic airway, representations of trachea, esophagus, and epiglottis present. Working lungs, Designed to perform endotracheal placement, compressions, Mouth-to-Snout resuscitation, Artificial pulse, Designed to splint and bandage, disposable & cleanable parts, and realistic features.

Accessories included: Carrying case w/kneeling pad, endotracheal tube, syringe, brush, 5 disposable lungs.

Price: \$1649.00



-  [Home](#)
-  [RC media](#)
-  [Pet CPR & First Aid](#)
-  [Products & Prices](#)
-  [Presidents Bio](#)
-  [In the Spotlight](#)
-  [Testimonials](#)
-  [Manuals](#)
-  [Contact us](#)

OBSERVATIONS

ventral view



Fig. 2.20.10

Make 3 incisions along the dotted red lines.

1 2 3 4 5 6 7 8 9 10 11 12 13 14 15 16 17 18 19 20 21 22 23 24 25 26 27 28 29 30 31 32 33 34 35 36 37 38 39 40 41 42 43 44 45 46 47 48 49 50 51 52 53 54 55 56 57 58 59 60 61 62 63 64 65 66 67 68 69 70 71 72 73 74 75 76 77 78 79 80 81 82 83 84 85 86 87 88 89 90 91 92 93 94 95 96 97 98 99 100 | froguts

Internal Anatomy

Initial Cut

Digestive System

Respiratory System

Circulatory System

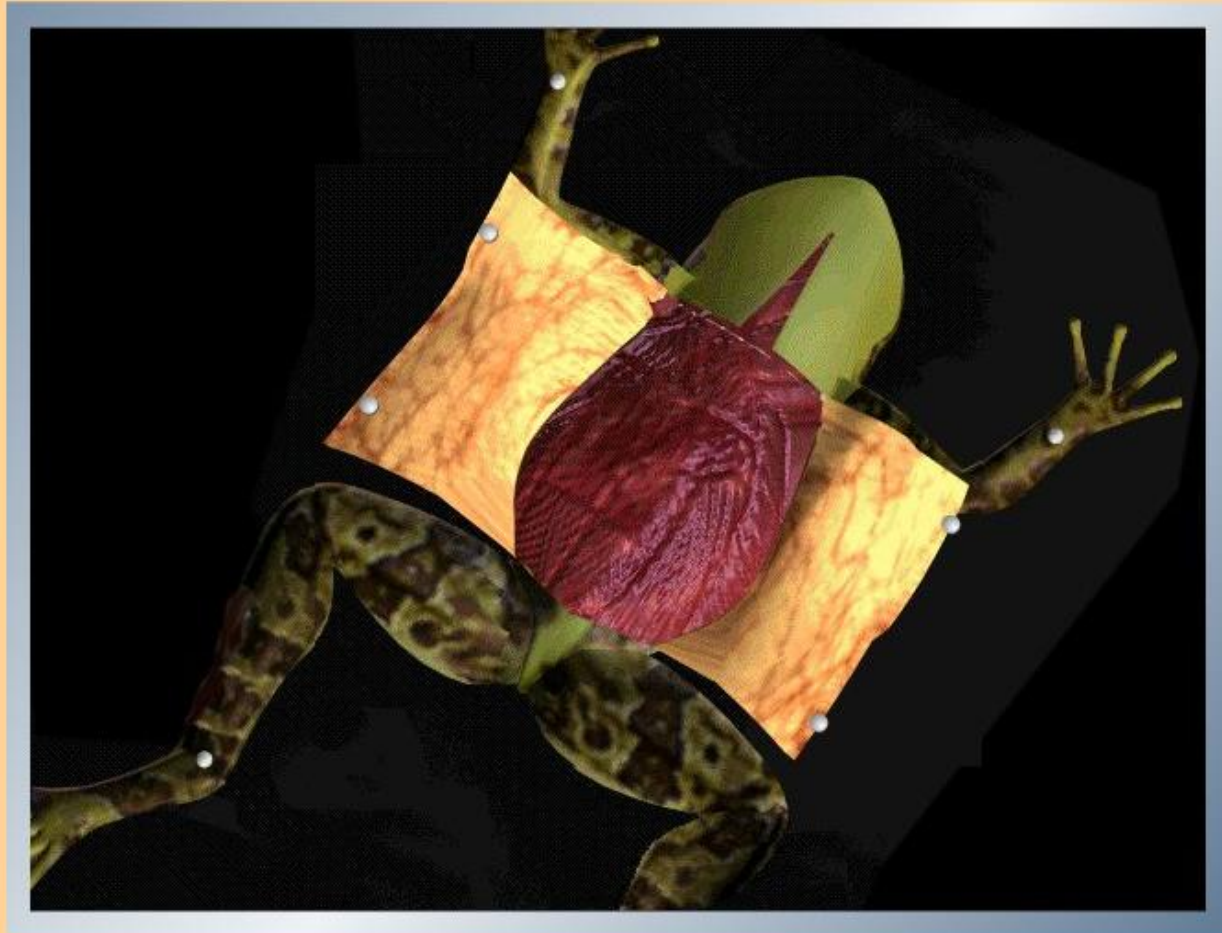
Reproductive System

Excretory System

Nervous System

Muscular System

Skeletal System



Home



Previous



Next



Menu



Help



Audio

Implementation of the 3 R Alternatives

The CCAC Three Rs Microsite

(<http://www.ccac.ca/en/alternatives/index.html>) also provides information and tools for animal care committees to enable them to assess whether the animal user has implemented the Three Rs





Replacement ♦ Reduction ♦ Refinement
Good Animal Practice in Science


[Contact Us](#) | [Français](#)
 Google™ Custom Search

[Starting Point for Non-scientists](#)
[Three Rs Search Guide](#)
[Feedback](#)

- [HOME](#)
- [Three Rs Introduction](#)
- [Replacement Alternatives](#)
- [Reduction Alternatives](#)
- [Refinement Alternatives](#)

SPECIAL TOPICS

- [Agricultural Research and Three Rs](#)
- [Animal Supply](#)
- [Animal Use Oversight](#)
- [Genetically-Engineered Animals](#)
- [Production and Three Rs](#)
- [Species Selection](#)
- [Teaching and Three Rs](#)
- [Testing and Three Rs](#)
- [Wildlife Research and Three Rs](#)

ADDITIONAL RESOURCES

- [Alternative Test Methods Table ^{NEW}](#)
- [Animal Care Committees](#)
- [Ethical Review](#)
- [Humane Science Courses](#)
- [Journals](#)
- [Species-Specific Resources](#)
- [Statistical Consulting ^{NEW}](#)
- [Three Rs Centres Worldwide](#)

- [About This Microsite](#)

Animal Care Committees

The Three Rs microsite was created, in part, to assist animal care committee members in finding easily accessible, useful and relevant information and resources on the Three Rs - Replacement, Reduction and Refinement alternatives. Therefore, the CCAC encourages animal care committee (ACC) members to use the entire microsite as a resource. (However, the information on the site is not meant to supplant CCAC guidelines, and will not be used as a basis for recommendations made in CCAC Assessment reports.)

Potential questions to consider during protocol review to encourage implementation of the Three Rs

- Is the proposed experiment duplicative?
- Are there any *in vitro* techniques that could replace use of animals?
- Are there any alternative animal models of lower sentience (i.e. invertebrates)?
- Is there useful and current information about the proposed animal model?
- Is there information on the proposed model that might allow the use of fewer animals or might reduce the pain experienced by the animals?
- Could *in vitro* methods be incorporated in any way into the protocol to reduce the number of animals used (e.g., for early screening)?
- Have statistical methods been used to determine sample sizes?
- Is there a way to decrease the level of invasiveness of the protocol without compromising the scientific objective?
- Is there information about assessing welfare and the level of pain of the animals?

[\(Back to Top\)](#)

Questions?

