

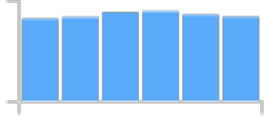


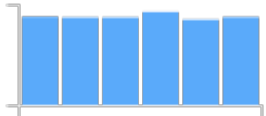





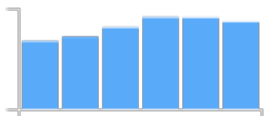

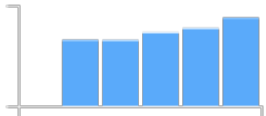



Performance Measurement Framework PMF Scorecard - 2022-23

PMF#	Strategic Theme	PMF	Unit of Measure	2021-22 Target	2021-22 Outcome	2021-22 Status	2021-22 Result	2022-23 Target	2022-23 Outcome	2022-23 Status	2022-23 Result	2017-18 thru 2022-23
1a.	Discovery	Overall student headcount	students	16,550 students	16,009 students	missed target		16,550 students	15,639 students	missed target		
1b.	Discovery	% of undergraduate students retained year 1 to year 2	% retained	75.0% retained	79.2% retained	made target		80.0% retained	81.7% retained	made target		
1c.	Discovery	# of students engaged in experiential learning	# of students	new measure	new measure	new measure		100% of students by 2025	not available (new measure)			
1d.	Discovery	Student Satisfaction	7-point Likert scale	not applicable	4.65	not applicable		4.65+	5.01	made target		
2a.	Truth & Reconciliation	# of domestic self-declared Indigenous students	students	2,200 students	2,445 students	made target		2,500 students	2,333 students	missed target		
2b.	Truth & Reconciliation	# of parchments awarded to domestic self-declared Indigenous graduates	# of parchments	new measure	359	new measure		year over year increase in # of parchments	410	made target		

Performance Measurement Framework

PMF Scorecard - 2022-23

PMF#	Strategic Theme	PMF	Unit of Measure	2021-22 Target	2021-22 Outcome	2021-22 Status	2021-22 Result	2022-23 Target	2022-23 Outcome	2022-23 Status	2022-23 Result	2017-18 thru 2022-23
3a.	Well-being & Belonging	% of workforce that is from designated groups	% of workforce	60% of workforce	68% of workforce	made target		60% of workforce	70% of workforce	made target		
3b.	Well-being & Belonging	% of senior leadership that is from designated groups	% of senior leadership	60% of senior leadership	48% of senior leadership	missed target		60% of senior leadership	52% of senior leadership	missed target		
3c.	Well-being & Belonging	Employee engagement and satisfaction (next survey 2024)	Net Promoter Score	0 Net Promoter Score by 2025	new measure	new measure		0 Net Promoter Score	-7.5 Net Promoter Score	missed target		
3d.	Well-being & Belonging	Student Financial Support	\$ million	\$21.0 million	\$20.5 million	missed target		\$21.0 million	\$23.2 million	made target		
4a.	Environment & Climate Action	\$ millions investment in water consump. / carbon footprint reduction projects	\$ million	\$3.0 million	\$3.0 million	made target		\$3.0 million	\$0.795 million	missed target		
4b.	Environment & Climate Action	# of living labs on- and off-campus focused on decarbonization	# of living labs	3 over 5 years	on track for target	made target		3 by 2025	on track for target	made target		

Performance Measurement Framework PMF Scorecard - 2022-23

PMF#	Strategic Theme	PMF	Unit of Measure	2021-22 Target	2021-22 Outcome	2021-22 Status	2021-22 Result	2022-23 Target	2022-23 Outcome	2022-23 Status	2022-23 Result	2017-18 thru 2022-23
5a.	Impact & Identity	Research impact: Field Weighted Citation Impact (FWCI, one year lag)	FWCI	1.42 FWCI	1.51 FWCI	made target		1.51+ FWCI	1.51 FWCI	made target		
5b.	Impact & Identity	Research impact: # of media mentions with UR research and creative contrib.	# of media mentions	100 media mentions	3,292 media mentions	made target		3,500 media mentions	4,049 media mentions	made target		
5c.	Impact & Identity	Research Revenue	\$ million	\$29.0 million	\$31.3 million	made target		\$33.0 million	\$51.3 million	made target		
5d.	Impact & Identity	increase in percentage for THE Impact Ranking for SDG 17 - Partnerships for the goals	increase in % for THE Ranking	new measure	54.5%	new measure		75% in 2024	69.8 % (on track for target)	made target		